

Using the Multiple Assessment Listing Report


The DataDirector™ Multiple Assessment Listing Report allows users to compare student scores from up to three different assessments side by side on one report.

To access the Multiple Assessment Listing Report, log on to your district's DataDirector site at <http://www.achievedata.com/aps> and log in using your DataDirector username and password.

Once logged in, click on the Reports tab.



Scroll down to find the Pre-Built Reports category and click on the Multiple Assessment Listing.

Pre-Built Reports (view all) 

[Why do the numbers in my DataDirector reports not match the numbers provided by the state?](#)

Title	Summary
DIBELS Report <i>BETA</i>	Charts and Reports based on DIBELS assessment data
Exam Reports	District, school, classroom, and student level item analysis and standard-based reports.
Multiple Assessment Listing	Reporting tool enabling multiple assessment and demographic data to be viewed side by side.
Pivot Table Report	Compare matched proficiency level results from any two NMSBA tests by direct comparison (linear view) or by degrees of change (differential view)
Student Profile Report	In-depth, academic and demographic profile of an individual student. It includes a robust, graphic PDF of state and local data, schedule information, transcript records and more.

Fill in a series of drop down menus to make your selections.

Multiple Assessment Listing Report


Roster Options

Select Manually


From Report

From Program


Site

Albuquerque Public Schools <<DISTRICT>> 

Student Population/Roster Year

2008 - 2009 

Teacher

All Teachers 

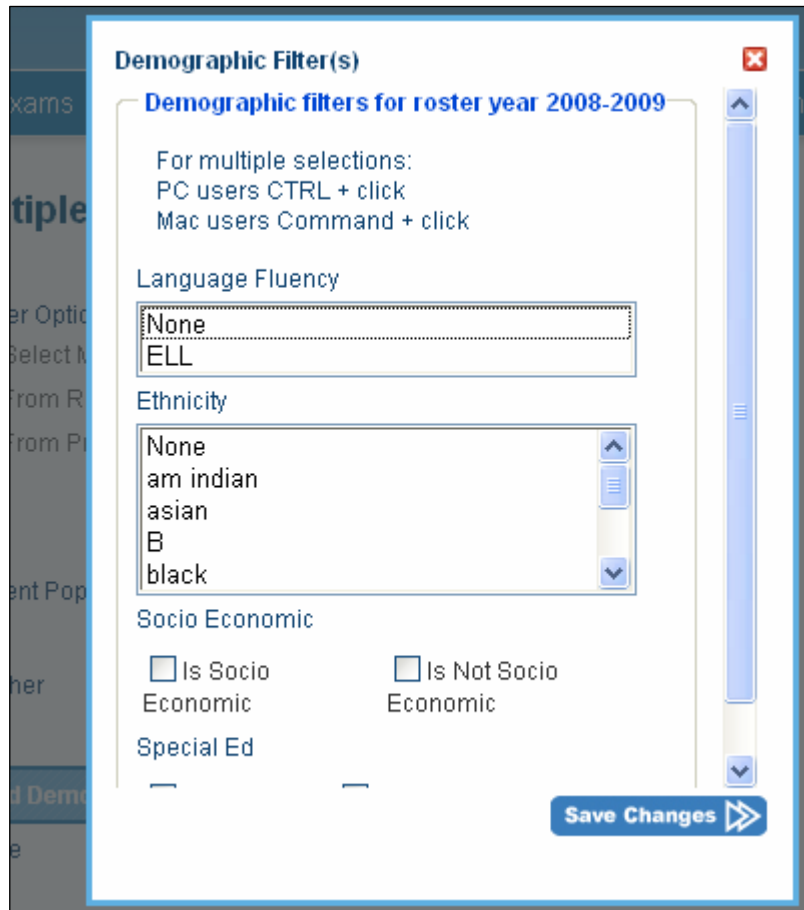
Roster options: leave the selection set to “select manually” to pull from your most current roster; use “from report” to report on students you selected for a specific report or use “from program” to report on students in a special program at your school.

Site: if you are a school-site user, your site will default here; if you are a district user, choose the site you wish to work with.

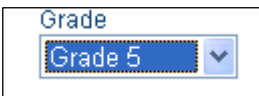
Student Population/Roster Year: choose the roster year you wish to work with.

Teacher: classroom teachers will see their name here; school-level or district-level users must choose a specific teacher or use the “all teachers” option.

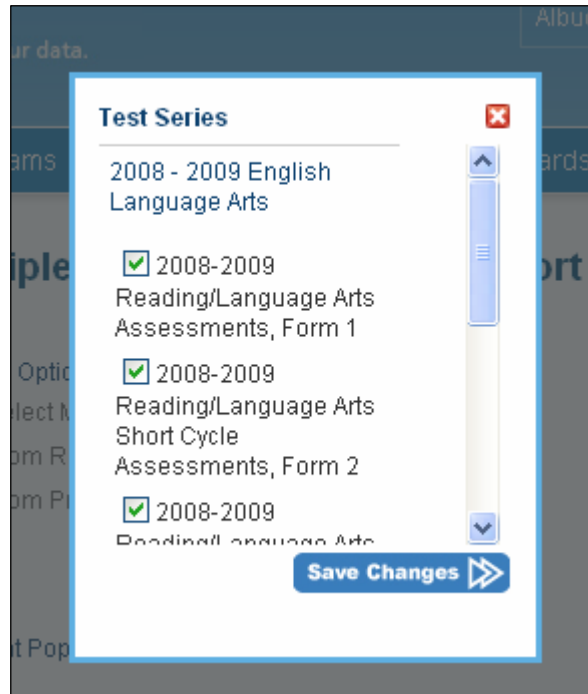
Click the Add Demographic Filter(s) button to add optional filters like ELL, ethnicity or Special Education. Click “Save Changes” after making your selections.



Choose the grade level you will be working with.



Click on the Add Test Series button to choose up to three assessments you'd like displayed side by side.



Click Save Changes to view your report.

DataDirector™
Multiple Assessment Listing

ID	Last Name	First Name	Grade	[2008-2009 Reading/Language Arts Assessments, Form 1] Proficiency Level	[2008-2009 Reading/Language Arts Assessments, Form 1] Total Percentage Score	[2008-2009 Reading/Language Arts Short Cycle Assessments, Form 2] Proficiency Level	[2008-2009 Reading/Language Arts Short Cycle Assessments, Form 2] Total Percentage Score	[2008-2009 Reading/Language Arts Short Cycle Assessments, Form 3] Proficiency Level	[2008-2009 Reading/Language Arts Short Cycle Assessments, Form 3] Total Percentage Score
XXXXXX	Student	1	4	Basic	81	Basic	71	Proficient	90
XXXXXX	Student	2	4	Below Basic	48	Basic	64	Proficient	90
XXXXXX	Student	3	4	Far Below Basic	29	Far Below Basic	38	Basic	64
			4	Below Basic	55	Basic	69	Basic	69
			4	Basic	62	Proficient	83	Proficient	90
			4	Far Below Basic	36	Below Basic	43	Far Below Basic	33
			4	Far Below Basic	38	Below Basic	52	Below Basic	48
			4			Proficient	86	Basic	81
			4	Far Below Basic	24	Far Below Basic	36	Basic	62
			4	Far Below Basic	40	Basic	74	Basic	76
			4	Far Below Basic	29	Far Below Basic	40	Below Basic	60
			4	Below Basic	48	Below Basic	43	Basic	64