

# New Mexico High School Competency Exam

## Three-Year (2006-2008) District and School Summary

Prepared by  
*Michael Loughrey, Ph.D.*  
*Research, Development, and Accountability*  
*September 2008*



# ALBUQUERQUE PUBLIC SCHOOLS

## BOARD OF EDUCATION

MARY LEE MARTIN  
President

BERNA FACIO  
Vice President

DOLORES GRIEGO  
Secretary

GORDAN ROWE  
Instructional Policy Chair

PAULA MAES  
District Relations Chair

ROBERT D. LUCERO  
Finance/Audit Chair

MARTIN R. ESQUIVEL  
Capital Outlay Chair

Superintendent  
WINSTON BROOKS

LINDA SINK  
*Chief Academic Officer*

BRAD WINTER  
*Chief Operations Officer*

RUBY ETHRIDGE  
Associate Superintendent

DIANE KERSCHEN  
Associate Superintendent

RAQUEL REEDY  
Associate Superintendent

EDUARDO SOTO  
Associate Superintendent

## INSTRUCTION AND ACCOUNTABILITY

6400 UPTOWN BLVD., NE (400 East)

Albuquerque, New Mexico 87110

(505) 872-6870

[www.rda.aps.edu](http://www.rda.aps.edu)

Rose-Ann McKernan

Executive Director, Instruction and Accountability

*This annual summary of the district New Mexico High School Competency Exam results, as well as a briefer report, can be obtained at [www.rda.aps.edu](http://www.rda.aps.edu) or the APS Community Relations Department.*

## Table of Contents

Executive Summary . . . . .	i
-----------------------------	---

District . . . . .	1
--------------------	---

### High Schools

Albuquerque . . . . .	3
Cibola . . . . .	5
Del Norte . . . . .	7
Early College Academy . . . . .	9
Eldorado . . . . .	11
Evening . . . . .	13
Freedom . . . . .	15
Highland . . . . .	17
La Cueva . . . . .	19
Manzano . . . . .	21
New Futures . . . . .	23
Rio Grande . . . . .	25
Sandia . . . . .	27
School on Wheels . . . . .	29
Sierra . . . . .	31
Valley . . . . .	33
West Mesa . . . . .	35

### Ethnicity

White . . . . .	37
Hispanic . . . . .	39
Black . . . . .	41
Native American . . . . .	43
Asian . . . . .	45

This page is intentionally left blank.

## Executive Summary

Enclosed you will find the three-year (2006-2008) summary of district results, individual school results, and ethnic subgroup results for the New Mexico High School Competency Exam (NMHSCE). The test is traditionally administered each spring to high school 10<sup>th</sup> graders at each of the 11 high schools and 6 alternative schools. The passing score since 2001 has been 175 for the multiple-choice tests and 3.0 for the Composition.

The district and individual school results are shown in different tables for the general population and the special education students who took the test under standard conditions. Results are not reported for special education students who took the NMHSCE with accommodations.

The tables and graphs on ethnic subgroups later in this report are drawn from the population of 10<sup>th</sup> graders, who took the test under standard administration which means some special education students were included.

Some district highlights of the summaries follow:

### General Education Students

- Depending upon the test, between 27 and 80 fewer 10<sup>th</sup> graders tested in spring 2008 than in the spring 2007.
- For the district, the percent of general education students who have passed all six subtests increased slightly this past year (69.6%) compared to last year (69.3%).
- Generally, the percent of students from the comprehensive high schools who passed all six subtests from 2007 to 2008 increased at about half the schools with Manzano (5.9%) and Valley (5.3%) showing the greatest increases.
- Five schools (Eldorado, La Cueva, Sandia, Cibola, and Early College Academy) had 80% or more of their students pass all six subtests. In 2007 there were four schools and in 2006 there were only two schools.
- The gap between the schools with the highest and lowest percent of 10<sup>th</sup> graders passing all subtests is about 45%.

<b>Year</b>	<b>Lowest</b>	<b>Highest</b>
2008	44.1%	89.5%
2007	43.2%	92.4%
2006	41.8%	91.1%

- As is usually the case, more students passed the Composition subtest (96.4%) than any other subtest. This is an increase of about 2% from last year.

- On a scale of 1.0 to 6.0 with 3.0 and above indicating passing, the mean holistic score for Composition (3.9) was .2 of a point higher, on average, than last year for general education students. Special Education students who took the standard administration scored 3.2, on average, which was .3 of a point higher than last year.
- Once again on the multiple choice tests, students have been most successful in Reading (91.4.7%). Between 82% and 85% of students passed the other subtests: Math, Language Arts, Science, and Social Studies.

### Special Education Students

- Depending on the subtest, about 100 fewer special education students took the test under standard conditions in 2008 than the previous year.
- About the 2% more (23.2%) Special Education students who took the standard administration this year passed compared to 2007.

### . Ethnic Subgroups

- Whites (86.8%) had much higher passing rates on all six subtests than any other ethnic group. This year only 68.6% of Asians passed all six subtests, while last year they had an 81.7% pass rate. There is no apparent reason that explains this.
- Hispanics, Blacks, and Native Americans had rates for passing all six subtests from 50%-61%. All three groups increased their passing rate from last year with Blacks increasing their rate by 10.5%.
- Whites, Hispanics, and Blacks in APS scored higher than the same ethnic groups in the state. Native American and Asian students in APS scored lower.

	<b>White</b>	<b>Hispanic</b>	<b>Black</b>	<b>Native Amer.</b>	<b>Asian</b>
<b>APS</b>	86.8%	57.1%	61.3%	49.5%	68.6%
<b>NM.</b>	80.6%	56.3%	56.4%	51.1%	71.7%

### **Minimum Number of Test Takers for Reporting**

For the last two years, the testing company has only reported results for a school when there were 20 or more students who had taken a test. This was for reasons of confidentiality. Consequently, the alternative schools which are smaller and may have fewer than 20 10<sup>th</sup> graders taking the test may not have results reported. This has also been the case with the larger high schools which tested fewer than 20 special education students with a standard administration. This has been brought to the attention of the PED which has discussed the issue with the testing company. The testing company has agreed to use a minimum of 10 for reporting scores in the future.

## *District*

### New Mexico High School Competency Examination: 2006-2008 Three-Year Summary

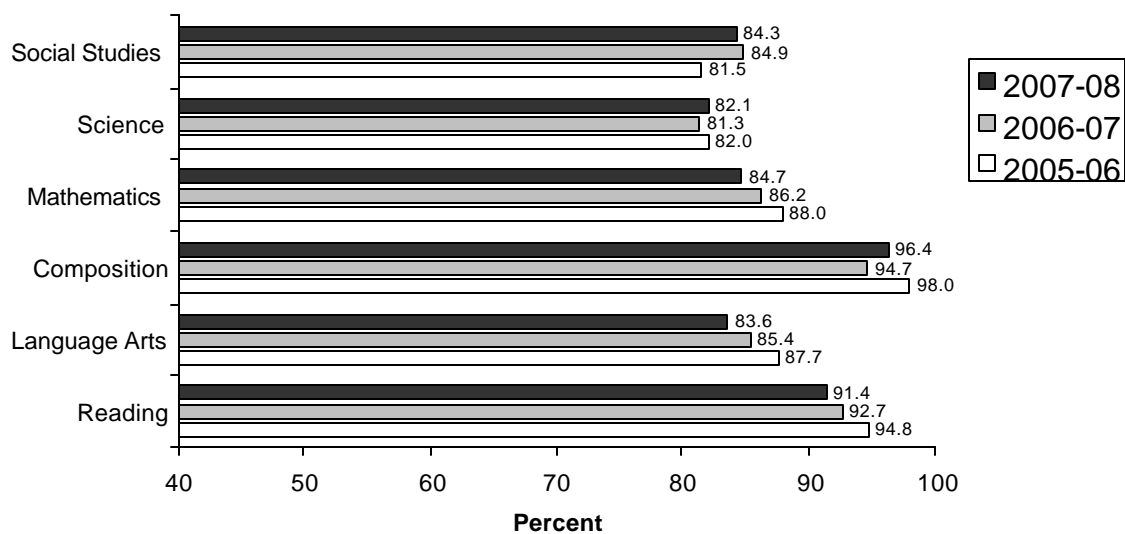
All students in New Mexico public schools must take and pass all six subtests of the High School Competency Examination in order to graduate. Students first take the examination in the 10th grade and may repeat annually any subtest that they fail. Students may repeat subtests up to five years after high school completion with a certificate. For the February 2001 examination, the passing score was raised from 150 to 175 for 10<sup>th</sup> graders and all first-time test takers.

The 10<sup>th</sup> grade scores for the past three years are summarized below. Scores for special education students reported here are only for those who took the standard administration, not an accommodated administration. The district scores are distributed to individual schools so that they can compare their school's scores to the district's scores.

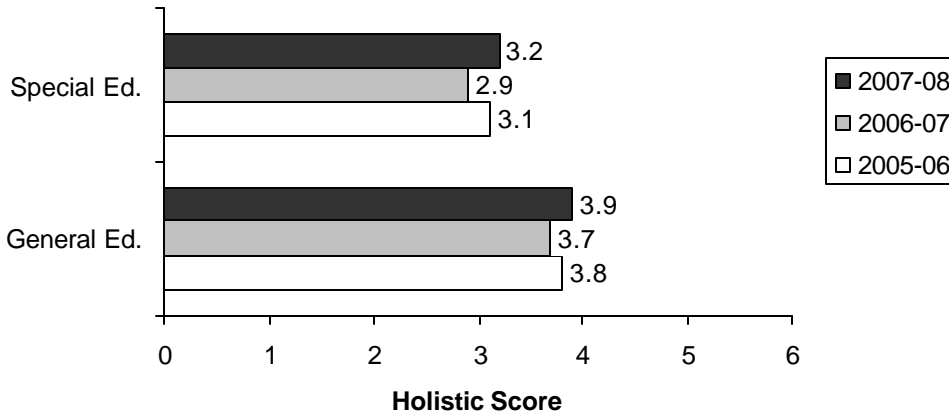
**Number of 10<sup>th</sup> Grade General Education Students Attempting  
and Percent Passing Each Subtest**

Subtest	2005-06		2006-07		2007-08	
	# Taking	% Passing	# Taking	% Passing	# Taking	% Passing
Reading	4563	94.8	4528	92.7	4478	91.4
Language Arts	4598	87.7	4555	85.4	4501	83.6
Composition	4531	98.0	4430	94.7	4413	96.4
Mathematics	4597	88.0	4552	86.2	4493	84.7
Science	4605	82.0	4565	81.3	4494	82.1
Social Studies	4616	81.5	4549	84.9	4468	84.3

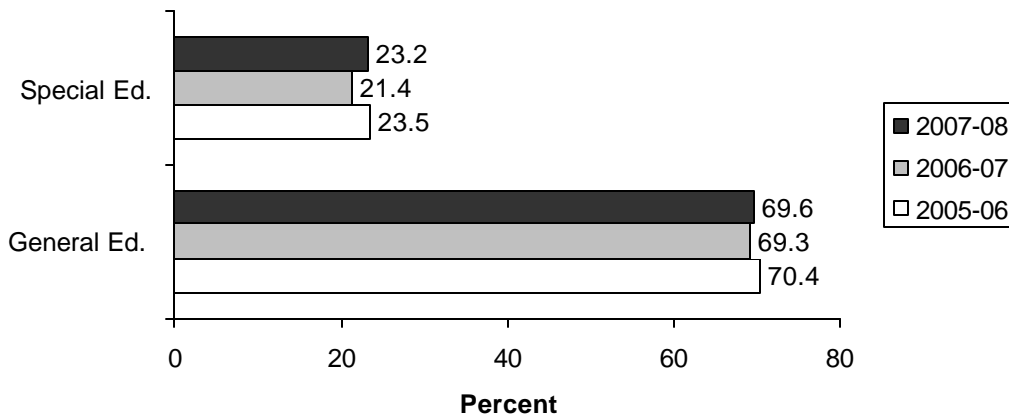
**Percent of 10<sup>th</sup> Grade General Education Students Passing Each Subtest**



### Mean Holistic Score for Composition



### Percent of 10th Grade Students Passing All Subtests



### Number of 10<sup>th</sup> Grade Special Education Students Attempting and Percent Passing Each Subtest

Subtest	2005-2006		2006-07		2007-08	
	# Taking	% Passing	# Taking	% Passing	# Taking	% Passing
Reading	382	69.1	433	57.7	334	56.6
Language Arts	393	39.4	437	42.6	337	39.5
Composition	357	86.0	406	64.5	328	75.9
Mathematics	384	43.0	437	42.8	336	47.0
Science	388	41.5	444	41.2	336	44.6
Social Studies	383	39.9	442	51.4	324	51.9

# *Albuquerque High*

## New Mexico High School Competency Examination: 2006-2008 Three-Year Summary

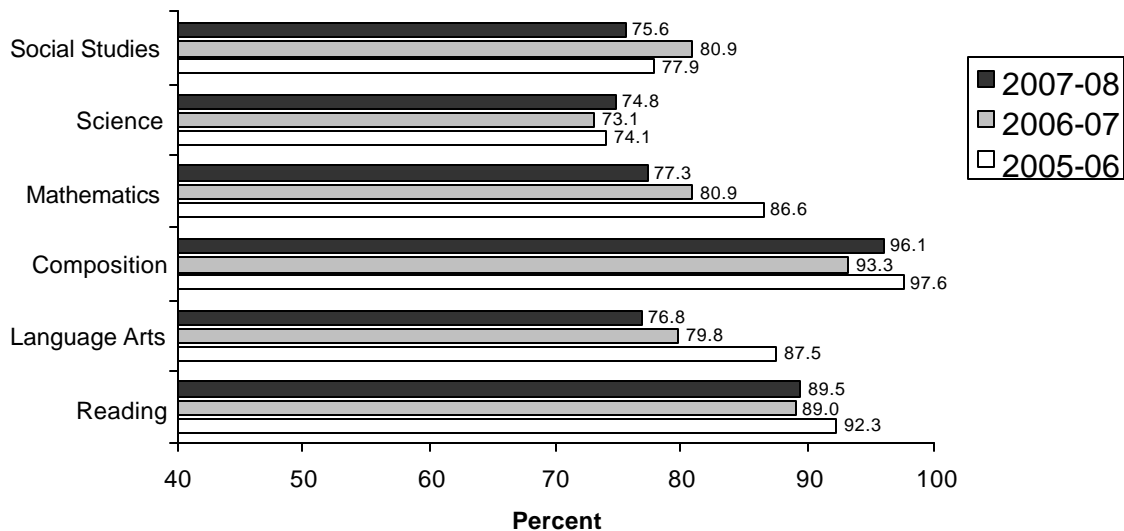
All students in New Mexico public schools must take and pass all six subtests of the High School Competency Examination in order to graduate. Students first take the examination in the 10<sup>th</sup> grade and may repeat annually any subtest that they fail. Students may repeat subtests up to five years after high school completion with a certificate. For the February 2001 examination, the passing score was raised from 150 to 175 for 10<sup>th</sup> graders and all first-time test takers.

The 10<sup>th</sup> grade scores for the past three years are summarized below. Scores for special education students reported here are only for those who took the standard administration, not an accommodated administration.

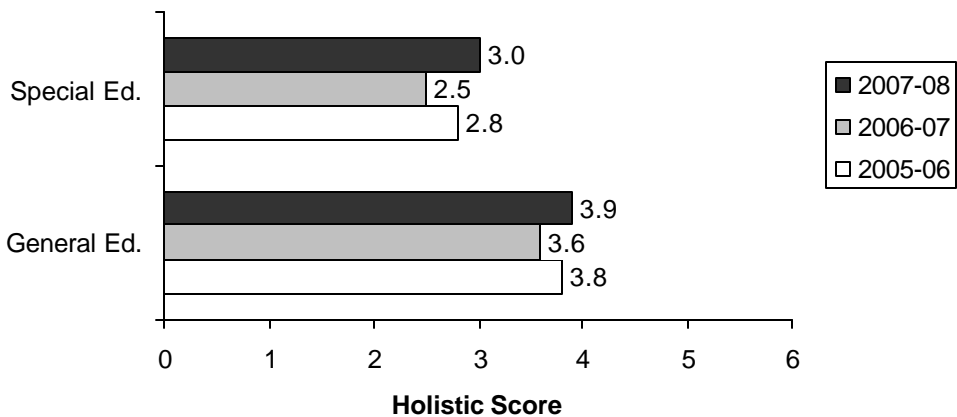
**Number of 10<sup>th</sup> Grade General Education Students Attempting  
and Percent Passing Each Subtest**

Subtest	2005-2006		2006-2007		2007-2008	
	# Taking	% Passing	# Taking	% Passing	# Taking	% Passing
Reading	336	92.3	335	89.0	313	89.5
Language Arts	337	87.5	336	79.8	315	76.8
Composition	331	97.6	314	93.3	307	96.1
Mathematics	337	86.6	335	80.9	317	77.3
Science	340	74.1	334	73.1	317	74.8
Social Studies	339	77.9	335	80.9	311	75.6

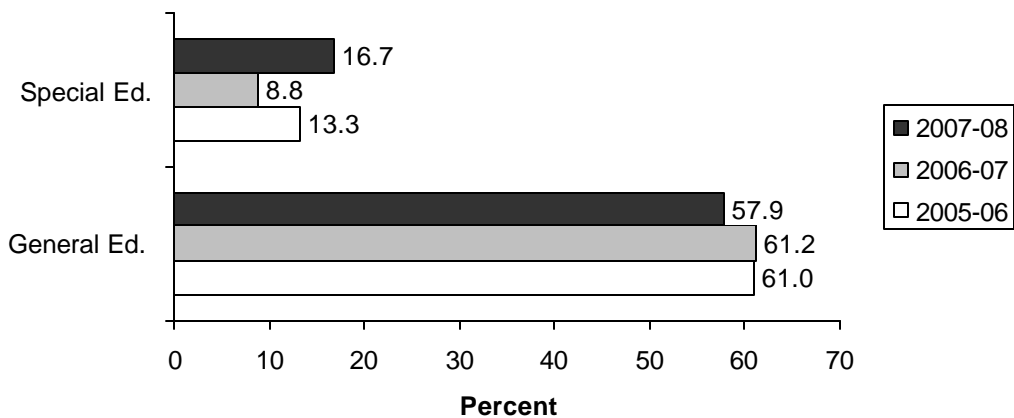
**Percent of 10<sup>th</sup> Grade General Education Students Passing Each Subtest**



### Mean Holistic Score for Composition



### Percent of 10th Grade Students Passing All Subtests



### Number of 10<sup>th</sup> Grade Special Education Students Attempting and Percent Passing Each Subtest

Subtest	2005-2006		2006-2007		2007-2008	
	# Taking	% Passing	# Taking	% Passing	# Taking	% Passing
Reading	70	60.0	45	42.2	26	38.5
Language Arts	70	25.7	45	28.9	26	23.1
Composition	60	73.3	35	34.3	27	66.7
Mathematics	70	40.0	44	29.5	26	30.8
Science	70	31.4	44	25.0	26	34.6
Social Studies	70	32.9	45	42.2	25	44.0

# *Cibola High*

## New Mexico High School Competency Examination: 2006-2008 High Three-Year Summary

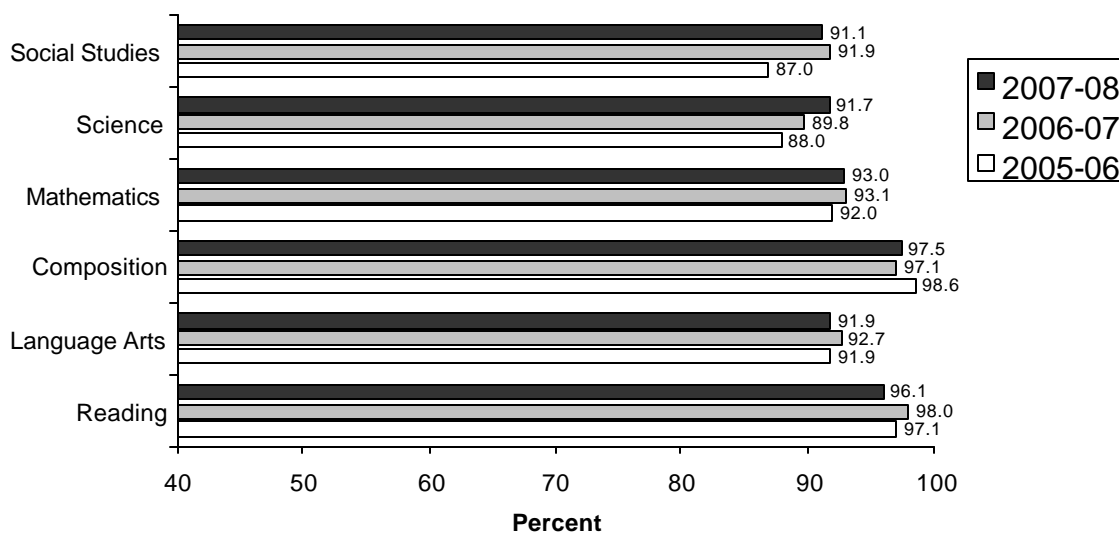
All students in New Mexico public schools must take and pass all six subtests of the High School Competency Examination in order to graduate. Students first take the examination in the 10<sup>th</sup> grade and may repeat annually any subtest that they fail. Students may repeat subtests up to five years after high school completion with a certificate. For the February 2001 examination, the passing score was raised from 150 to 175 for 10<sup>th</sup> graders and all first-time test takers.

The 10<sup>th</sup> grade scores for the past three years are summarized below. Scores for special education students reported here are only for those who took the standard administration, not an accommodated administration.

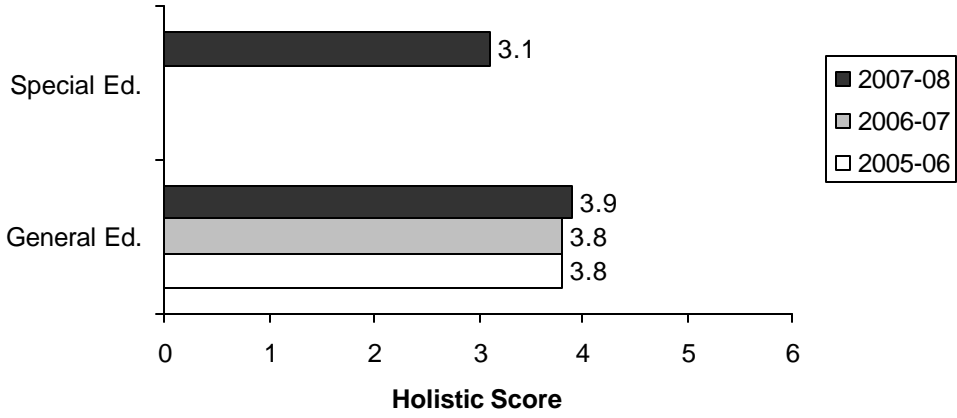
**Number of 10<sup>th</sup> Grade General Education Students Attempting  
and Percent Passing Each Subtest**

Subtest	2005-2006		2006-2007		2007-2008	
	# Taking	% Passing	# Taking	% Passing	# Taking	% Passing
Reading	627	97.1	586	98.0	644	96.1
Language Arts	626	91.9	586	92.7	643	91.9
Composition	626	98.6	587	97.1	640	97.5
Mathematics	627	92.0	577	93.1	640	93.0
Science	627	88.0	577	89.8	638	91.7
Social Studies	625	87.0	578	91.9	639	91.1

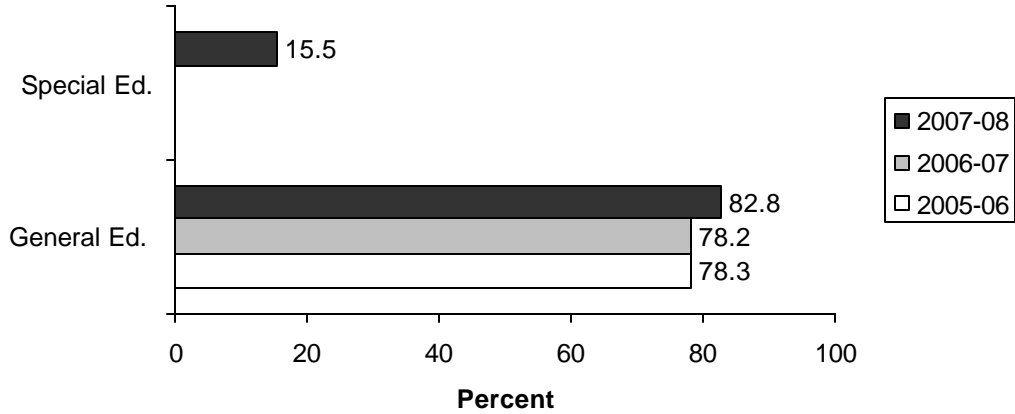
**Percent of 10th Grade General Education Students Passing Each Subtest**



**Mean Holistic Score for Composition**



**Percent of 10th Grade Students Passing All Subtests**



**Number of 10<sup>th</sup> Grade Special Education Students Attempting and Percent Passing Each Subtest**

Subtest	2005-2006		2006-2007		2007-2008	
	# Taking	% Passing	# Taking	% Passing	# Taking	% Passing
Reading	1		8		58	60.3
Language Arts	1		8		58	41.1
Composition	1		8		58	72.4
Mathematics	1		8		58	60.3
Science	1		8		58	46.6
Social Studies	1		8		58	48.3

# *Del Norte High*

## New Mexico High School Competency Examination: 2006-2008 Three-Year Summary

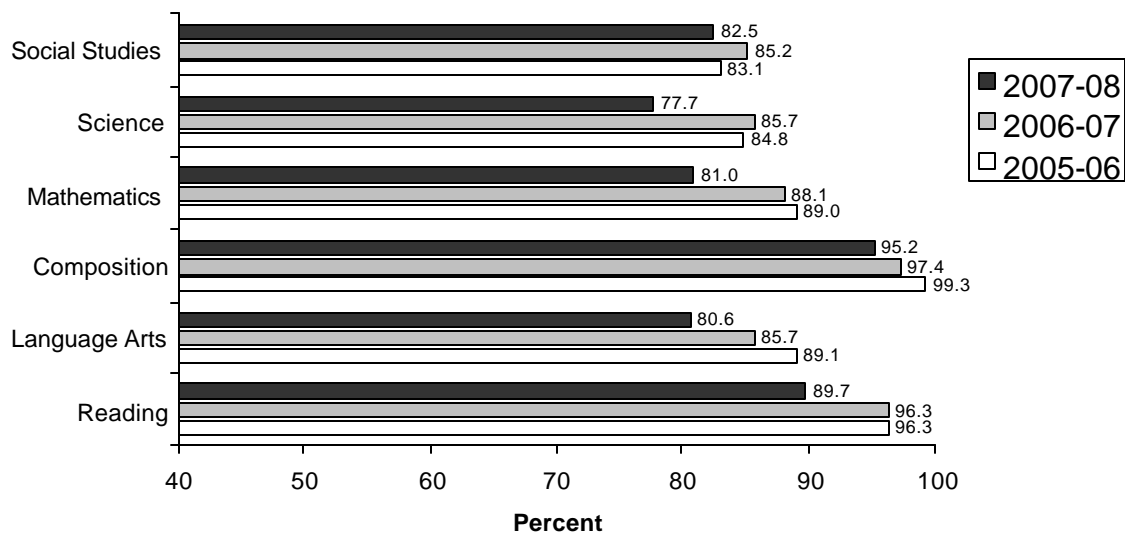
All students in New Mexico public schools must take and pass all six subtests of the High School Competency Examination in order to graduate. Students first take the examination in the 10<sup>th</sup> grade and may repeat annually any subtest that they fail. Students may repeat subtests up to five years after high school completion with a certificate. For the February 2001 examination, the passing score was raised from 150 to 175 for 10<sup>th</sup> graders and all first-time test takers.

The 10<sup>th</sup> grade scores for the past three years are summarized below. Scores for special education students reported here are only for those who took the standard administration, not an accommodated administration.

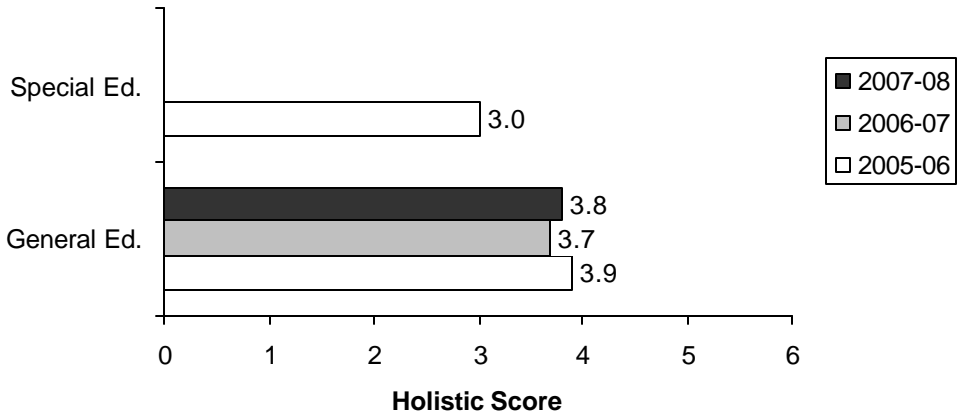
**Number of 10<sup>th</sup> Grade General Education Students Attempting and Percent Passing Each Subtest**

Subtest	2005-2006		2006-2007		2007-2008	
	# Taking	% Passing	# Taking	% Passing	# Taking	% Passing
Reading	273	96.3	272	96.3	311	89.7
Language Arts	275	89.1	273	85.7	314	80.6
Composition	267	99.3	267	97.4	312	95.2
Mathematics	281	89.0	270	88.1	311	81.0
Science	277	84.8	273	85.7	314	77.7
Social Studies	278	83.1	271	85.2	314	82.5

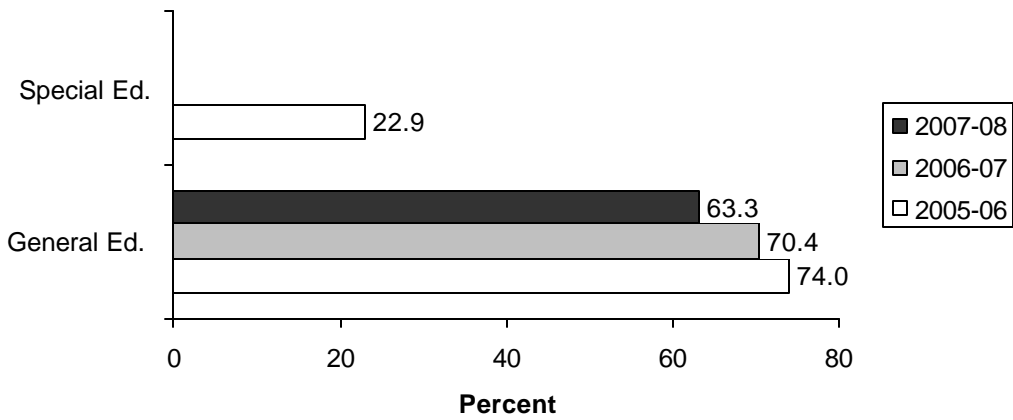
**Percent of 10<sup>th</sup> Grade General Education Students Passing Each Subtest**



### Mean Holistic Score for Composition



### Percent of 10th Grade Students Passing All Subtests



### Number of 10<sup>th</sup> Grade Special Education Students Attempting and Percent Passing Each Subtest

Subtest	2005-2006		2006-2007		2007-2008	
	# Taking	% Passing	# Taking	% Passing	# Taking	% Passing
Reading	37	70.3	15		7	
Language Arts	38	36.8	15		7	
Composition	36	86.1	15		7	
Mathematics	37	40.5	15		7	
Science	38	50.0	15		7	
Social Studies	37	43.2	15		7	

***Early College Academy***  
New Mexico High School Competency Examination:  
2006-2008 Three-Year Summary

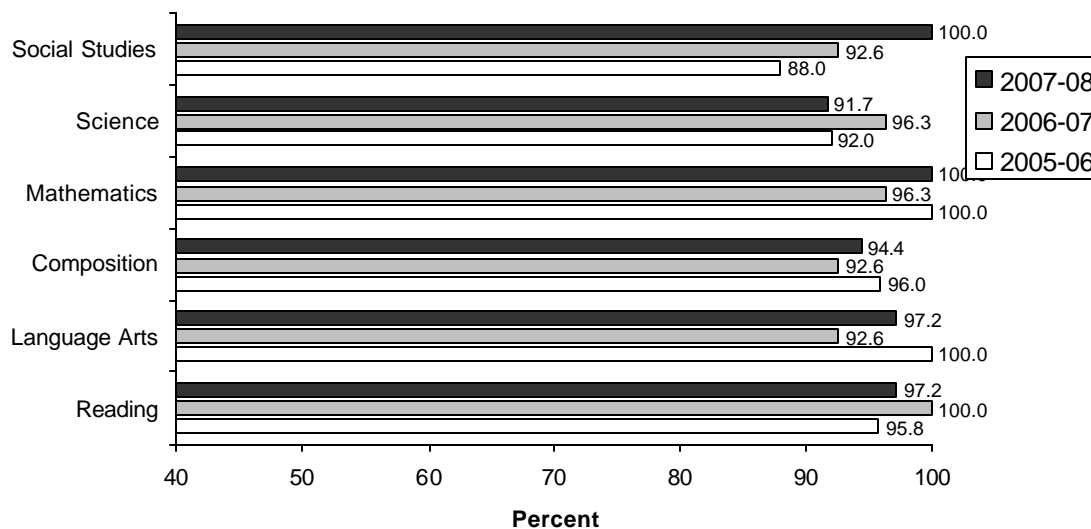
All students in New Mexico public schools must take and pass all six subtests of the High School Competency Examination in order to graduate. Students first take the examination in the 10<sup>th</sup> grade and may repeat annually any subtest that they fail. Students may repeat subtests up to five years after high school completion with a certificate. For the February 2001 exam, the passing score was raised from 150 to 175 for 10<sup>th</sup> graders and all first-time test takers.

The 10<sup>th</sup> grade scores for the past three years are summarized below. Scores for special education students reported here are only for those who took the standard administration, not an accommodated administration.

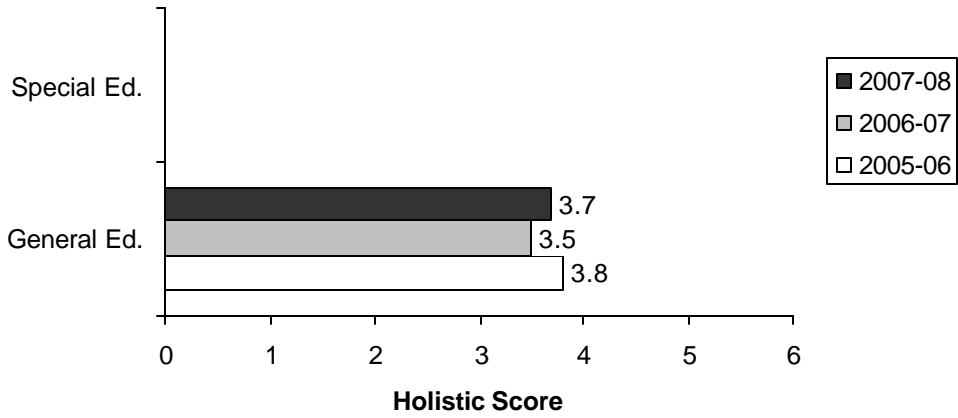
**Number of 10<sup>th</sup> Grade General Education Students Attempting and Percent Passing Each Subtest**

Subtest	2005-2006		2006-2007		2007-2008	
	# Taking	% Passing	# Taking	% Passing	# Taking	% Passing
Reading	24	95.8	27	100.0	36	97.2
Language Arts	24	100.0	27	92.6	36	97.2
Composition	25	96.0	27	92.6	36	94.4
Mathematics	24	100.0	27	96.3	36	100.0
Science	25	92.0	27	96.3	36	91.7
Social Studies	25	88.0	27	92.6	36	100.0

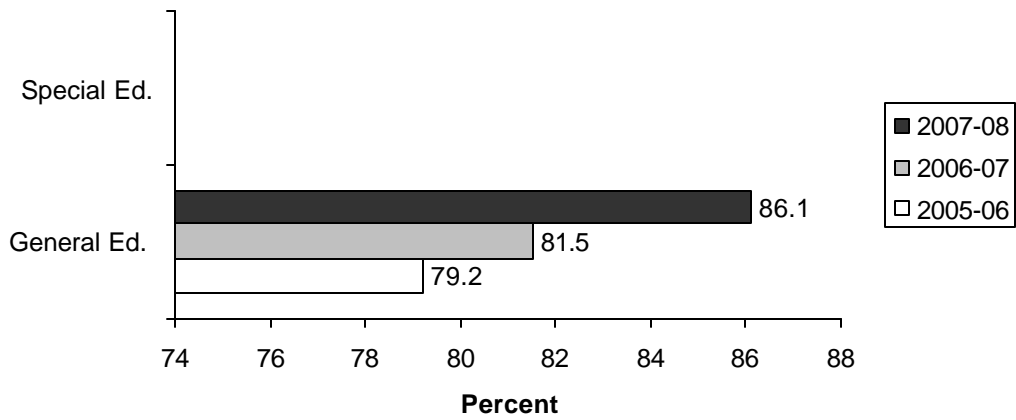
**Percent of 10<sup>th</sup> Grade General Education Students Passing Each Subtest**



### Mean Holistic Score for Composition



### Percent of 10th Grade Students Passing All Subtests



### Number of 10th Grade Special Education Students Attempting and Percent Passing Each Subtest

Subtest	2005-2006		2006-2007		2007-2008	
	# Taking	% Passing	# Taking	% Passing	# Taking	% Passing
Reading	0		0		0	
Language Arts	0		0		0	
Composition	0		0		0	
Mathematics	0		0		0	
Science	0		0		0	
Social Studies	0		0		0	

# *Eldorado High*

## New Mexico High School Competency Examination: 2006-2008 Three-Year Summary

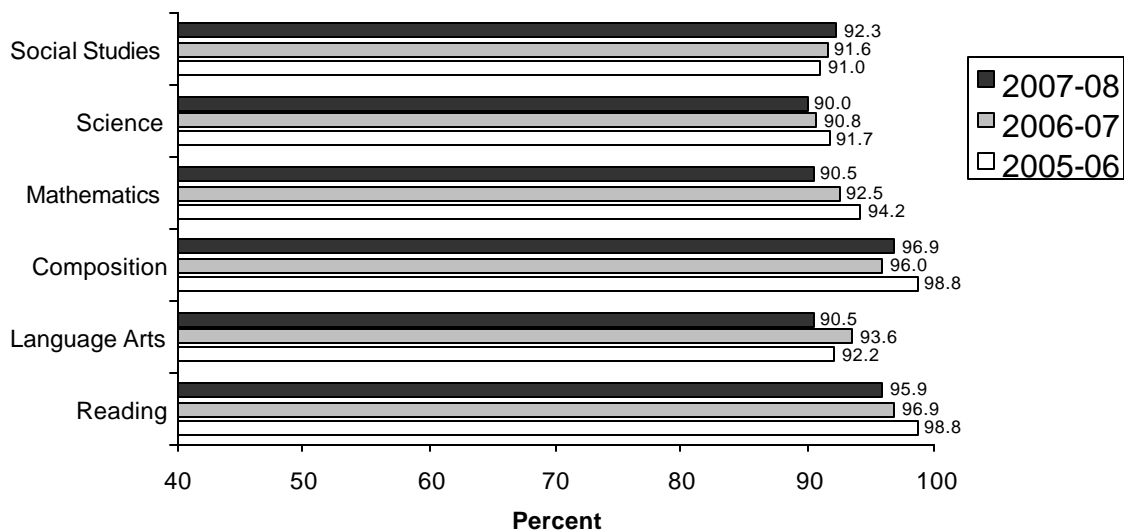
All students in New Mexico public schools must take and pass all six subtests of the High School Competency Examination in order to graduate. Students first take the examination in the 10<sup>th</sup> grade and may repeat annually any subtest that they fail. Students may repeat subtests up to five years after high school completion with a certificate. For the February 2001 exam, the passing score was raised from 150 to 175 for 10<sup>th</sup> graders and all first-time test takers.

The 10<sup>th</sup> grade scores for the past three years are summarized below. Scores for special education students reported here are only for those who took the standard administration, not an accommodated administration.

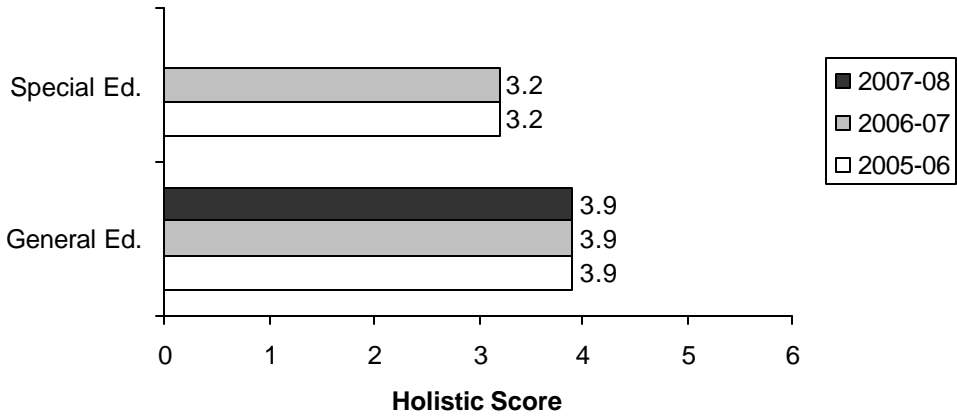
**Number of 10<sup>th</sup> Grade General Education Students Attempting and Percent Passing Each Subtest**

Subtest	2005-2006		2006-2007		2007-2008	
	# Taking	% Passing	# Taking	% Passing	# Taking	% Passing
Reading	501	98.8	451	96.9	388	95.9
Language Arts	510	92.2	454	93.6	389	90.5
Composition	500	98.8	452	96.0	388	96.9
Mathematics	504	94.2	455	92.5	390	90.5
Science	504	91.7	455	90.8	391	90.0
Social Studies	511	91.0	454	91.6	389	92.3

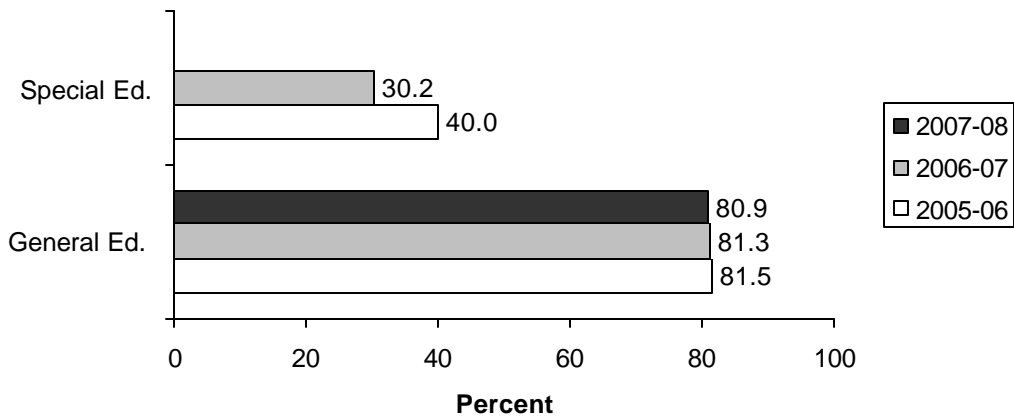
**Percent of 10<sup>th</sup> Grade General Education Students Passing Each Subtest**



### Mean Holistic Score for Composition



### Percent of 10th Grade Students Passing All Subtests



### Number of 10<sup>th</sup> Grade Special Education Students Attempting and Percent Passing Each Subtest

Subtest	2005-2006		2006-2007		2007-2008	
	# Taking	% Passing	# Taking	% Passing	# Taking	% Passing
Reading	20	85.0	44	77.3	10	
Language Arts	21	61.9	45	60.0	10	
Composition	20	90.0	45	82.2	10	
Mathematics	20	60.0	46	58.7	10	
Science	21	66.7	46	60.9	10	
Social Studies	21	52.4	48	66.7	10	

## *Evening High*

### New Mexico High School Competency Examination: 2006-2008 Three Year Summary

All students in New Mexico public schools must take and pass all six subtests of the High School Competency Examination in order to graduate. Students first take the examination in the 10<sup>th</sup> grade and may repeat annually any subtest that they fail. Students may repeat subtests up to five years after high school completion with a certificate. For the February 2001 examination, the passing score was raised from 150 to 175 for 10<sup>th</sup> graders and all first-time test takers.

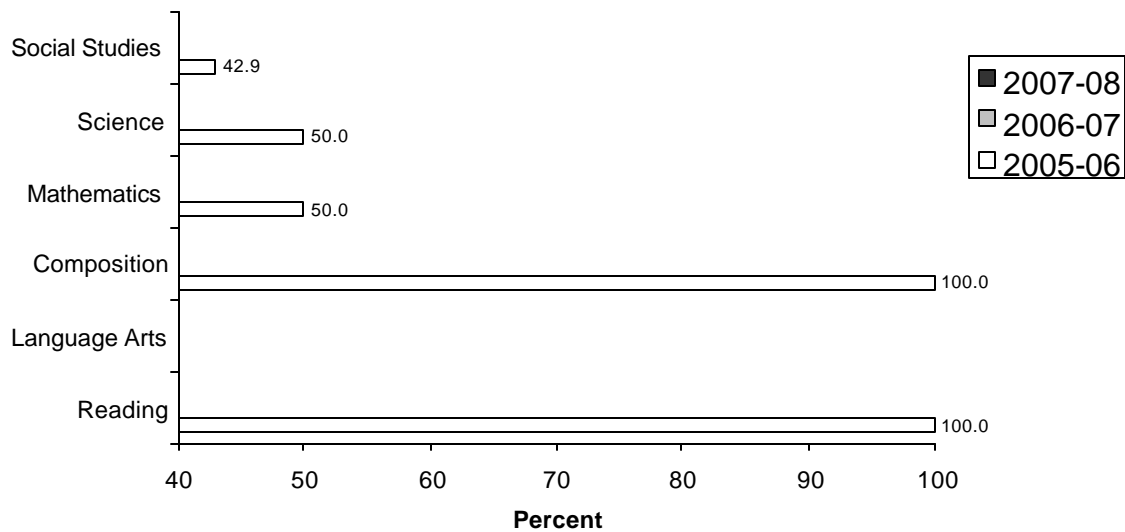
The 10<sup>th</sup> grade scores for the past three years are summarized below. Scores for special education students reported here are only for those who took the standard administration, not an accommodated administration.

**Number of 10<sup>th</sup> Grade General Education Students Attempting  
and Percent Passing Each Subtest**

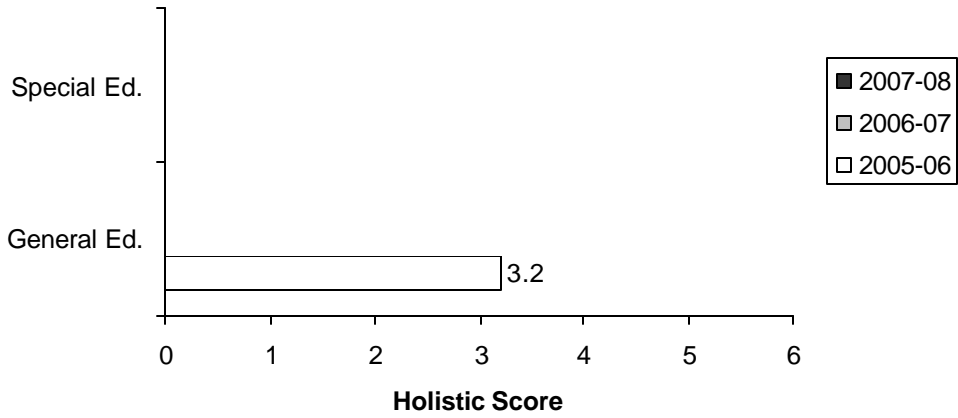
Subtest	2005-2006		2006-2007		2007-2008	
	# Taking	% Passing	# Taking	% Passing	# Taking	% Passing
Reading	6	100.0	8*		9*	
Language Arts	6	33.3	8		9	
Composition	6	100.0	8		9	
Mathematics	6	50.0	8		9	
Science	6	50.0	8		9	
Social Studies	7	42.9	8		9	

*\*Pearson did not report passing percents unless there was a minimum N of 20.*

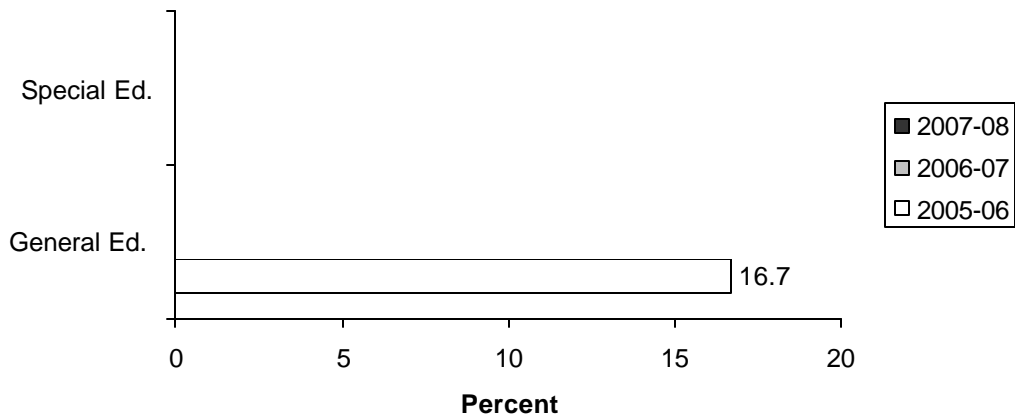
**Percent of 10<sup>th</sup> Grade General Education Students Passing Each Subtest**



### Mean Holistic Score for Composition



### Percent of 10th Grade Students Passing All Subtests



### Number of 10th Grade Special Education Students Attempting and Percent Passing Each Subtest

Subtest	2005-2006		2006-2007		2007-2008	
	# Taking	% Passing	# Taking	% Passing	# Taking	% Passing
Reading	1		0		1	
Language Arts	1		0		1	
Composition	1		0		1	
Mathematics	1		0		1	
Science	1		0		1	
Social Studies	1		0		1	

# *Freedom High*

## New Mexico High School Competency Examination: 2006-2008 Three-Year Summary

All students in New Mexico public schools must take and pass all six subtests of the High School Competency Examination in order to graduate. Students first take the examination in the 10th grade and may repeat annually any subtest that they fail. Students may repeat subtests up to five years after high school completion with a certificate. For the February 2001 examination, the passing score was raised from 150 to 175 for 10<sup>th</sup> graders and all first-time test takers.

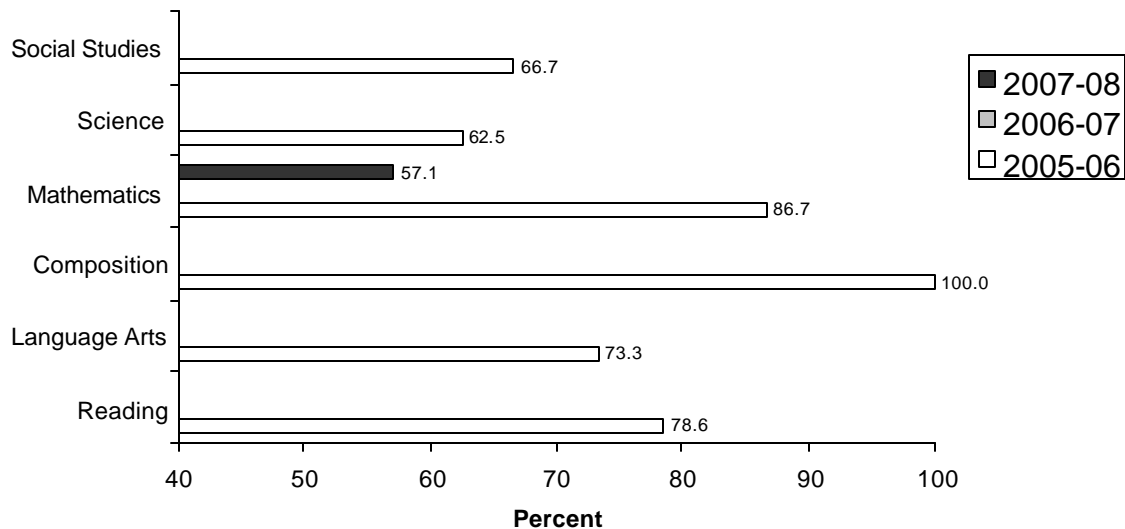
The 10<sup>th</sup> grade scores for the past three years are summarized below. Scores for special education students reported here are only for those who took the standard administration, not an accommodated administration.

**Number of 10th Grade General Education Students Attempting  
and Percent Passing Each Subtest**

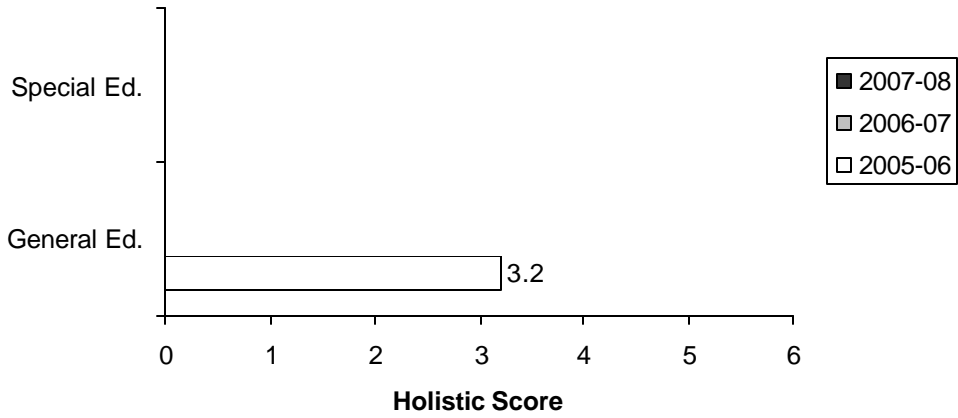
Subtest	2005-2006		2006-2007		2007-2008	
	# Taking	% Passing	# Taking	% Passing	# Taking	% Passing
Reading	14	78.6	7*		12*	
Language Arts	15	73.3	7		12	
Composition	9	100.0	7		12	
Mathematics	15	86.7	7		21	57.1
Science	16	62.5	7		12	
Social Studies	15	66.7	7		12	

*\*Pearson did not report passing percents unless there was a minimum N of 20.*

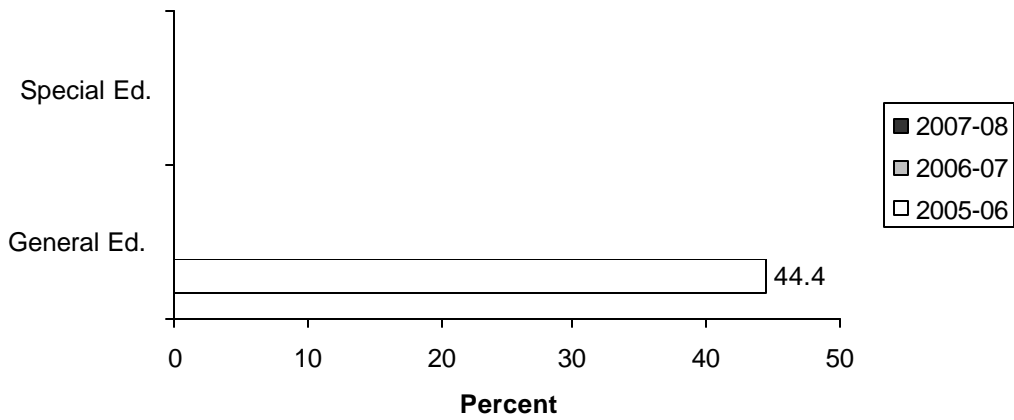
**Percent of 10<sup>th</sup> Grade General Education Students Passing Each Subtest**



### Mean Holistic Score for Composition



### Percent of 10th Grade Students Passing All Subtests



### Number of 10th Grade Special Education Students Attempting and Percent Passing Each Subtest

Subtest	2005-2006		2006-2007		2007-2008	
	# Taking	% Passing	# Taking	% Passing	# Taking	% Passing
Reading	0		0		3	
Language Arts	0		0		3	
Composition	0		0		3	
Mathematics	0		0		3	
Science	0		0		3	
Social Studies	0		0		3	

# *Highland High*

## New Mexico High School Competency Examination: 2006-2008 Three-Year Summary

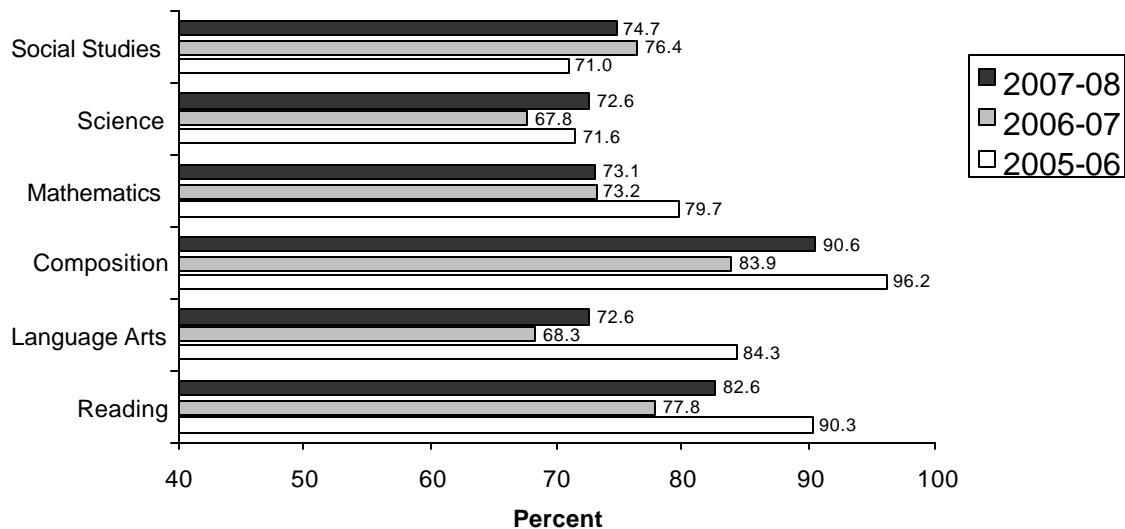
All students in New Mexico public schools must take and pass all six subtests of the High School Competency Examination in order to graduate. Students first take the examination in the 10<sup>th</sup> grade and may repeat annually any subtest that they fail. Students may repeat subtests up to five years after high school completion with a certificate. For the February 2001 examination, the passing score was raised from 150 to 175 for 10<sup>th</sup> graders and all first-time test takers.

The 10<sup>th</sup> grade scores for the past three years are summarized below. Scores for special education students reported here are only for those who took the standard administration, not an accommodated administration.

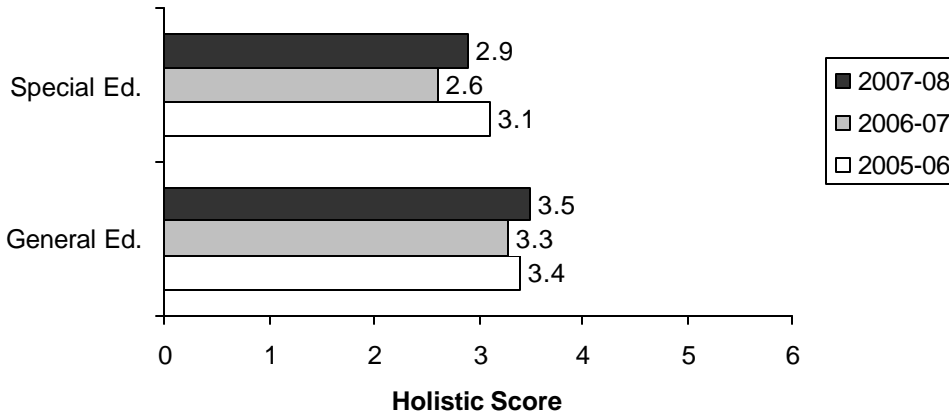
**Number of 10<sup>th</sup> Grade General Education Students Attempting and Percent Passing Each NMHSCE Subtest**

Subtest	2005-2006		2006-2007		2007-2008	
	# Taking	% Passing	# Taking	% Passing	# Taking	% Passing
Reading	298	90.3	302	77.8	311	82.6
Language Arts	300	84.3	309	68.3	314	72.6
Composition	290	96.2	292	83.9	309	90.6
Mathematics	300	79.7	313	73.2	309	73.1
Science	299	71.6	307	67.8	307	72.6
Social Studies	300	71.0	305	76.4	304	74.7

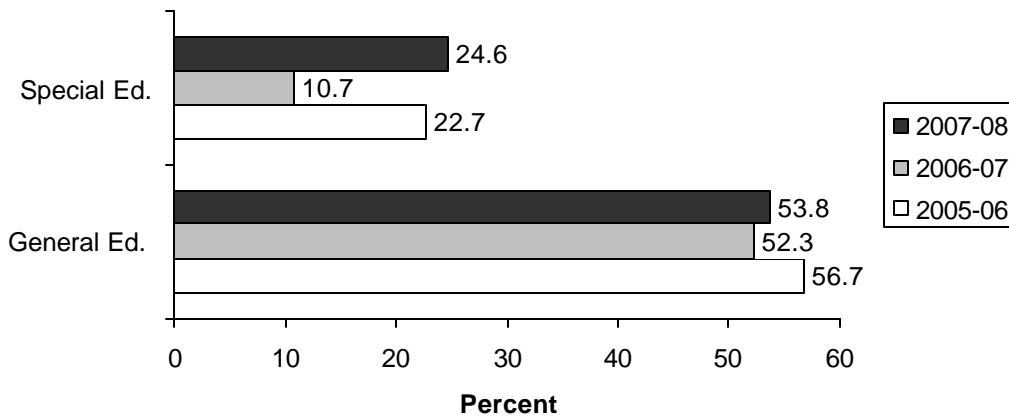
**Percent of 10<sup>th</sup> Grade General Education Students Passing Each NMHSCE Subtest**



### Mean Holistic Score for Composition



### Percent of 10th Grade Students Passing All Subtests



### Number of 10<sup>th</sup> Grade Special Education Students Attempting and Percent Passing Each Subtest

Subtest	2005-2006		2006-2007		2007-2008	
	# Taking	% Passing	# Taking	% Passing	# Taking	% Passing
Reading	24	75.0	64	43.8	77	44.2
Language Arts	24	33.3	62	35.5	78	30.8
Composition	22	90.9	60	50.0	75	68.0
Mathematics	24	37.5	64	26.6	77	33.8
Science	24	29.2	65	29.2	78	39.7
Social Studies	23	43.5	62	51.6	74	48.6

# *La Cueva High*

## New Mexico High School Competency Examination: 2006-2008 Three Year Summary

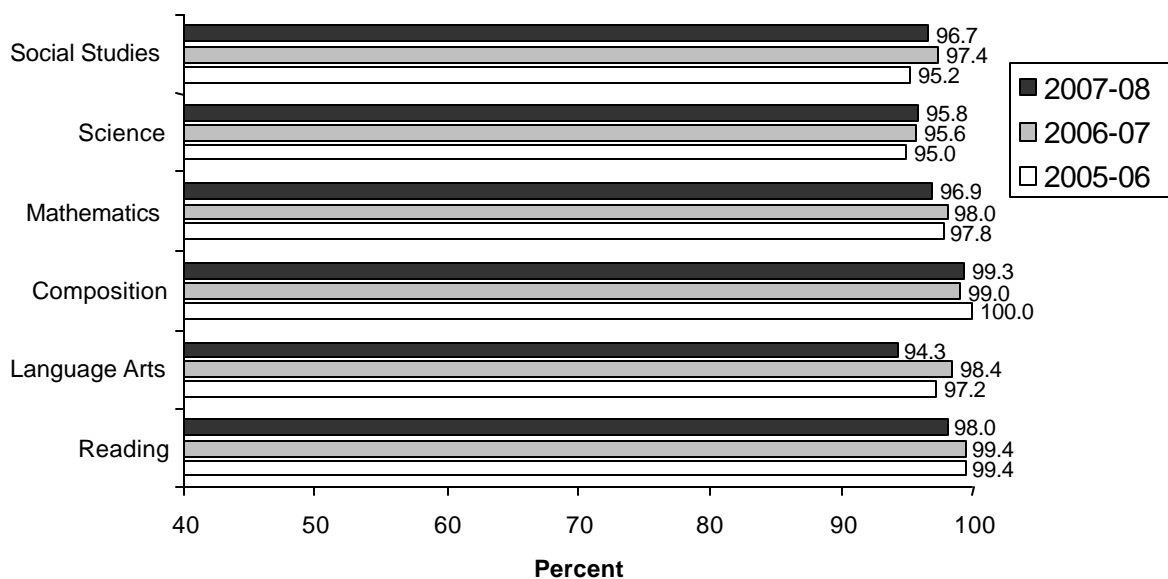
All students in New Mexico public schools must take and pass all six subtests of the High School Competency Examination in order to graduate. Students first take the examination in the 10<sup>th</sup> grade and may repeat annually any subtest that they fail. Students may repeat subtests up to five years after high school completion with a certificate. For the February 2001 examination, the passing score was raised from 150 to 175 for 10<sup>th</sup> graders and all first-time test takers.

The 10<sup>th</sup> grade scores for the past three years are summarized below. Scores for special education students reported here are only for those who took the standard administration, not an accommodated administration.

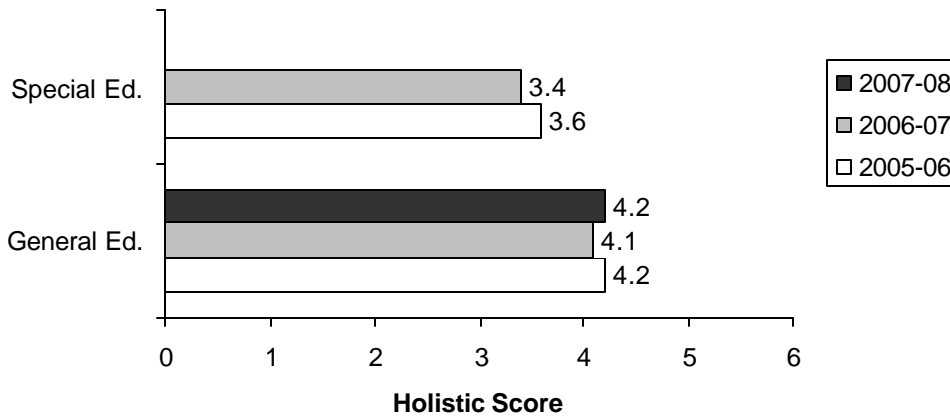
**Number of 10<sup>th</sup> Grade General Education Students Attempting  
and Percent Passing Each Subtest**

Subtest	2005-2006		2006-2007		2007-2008	
	# Taking	% Passing	# Taking	% Passing	# Taking	% Passing
Reading	495	99.4	498	99.4	457	98.0
Language Arts	495	97.2	500	98.4	458	94.3
Composition	496	100.0	498	99.0	456	99.3
Mathematics	495	97.8	498	98.0	456	96.9
Science	498	95.0	499	95.6	457	95.8
Social Studies	496	95.2	498	97.4	455	96.7

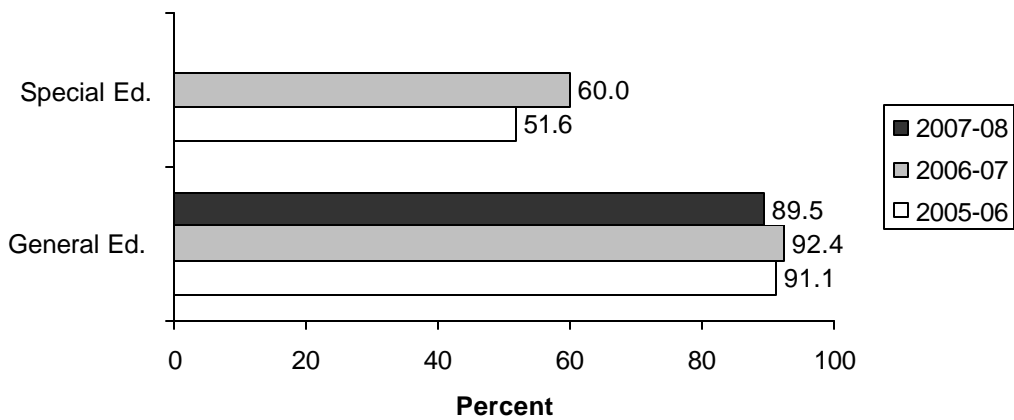
**Percent of 10<sup>th</sup> Grade General Education Students Passing Each Subtest**



### Mean Holistic Score for Composition



### Percent of 10th Grade Students Passing All Subtests



### Number of 10<sup>th</sup> Grade Special Education Students Attempting and Percent Passing Each Subtest

Subtest	2005-2006		2006-2007		2007-2008	
	# Taking	% Passing	# Taking	% Passing	# Taking	% Passing
Reading	32	81.3	20	85.0	18	
Language Arts	32	75.0	20	80.0	18	
Composition	33	90.9	20	90.0	18	
Mathematics	32	75.0	20	70.0	18	
Science	32	71.9	20	80.0	18	
Social Studies	32	62.5	21	76.2	18	

# *Manzano High*

## New Mexico High School Competency Examination: 2006-2008 Three Year Summary

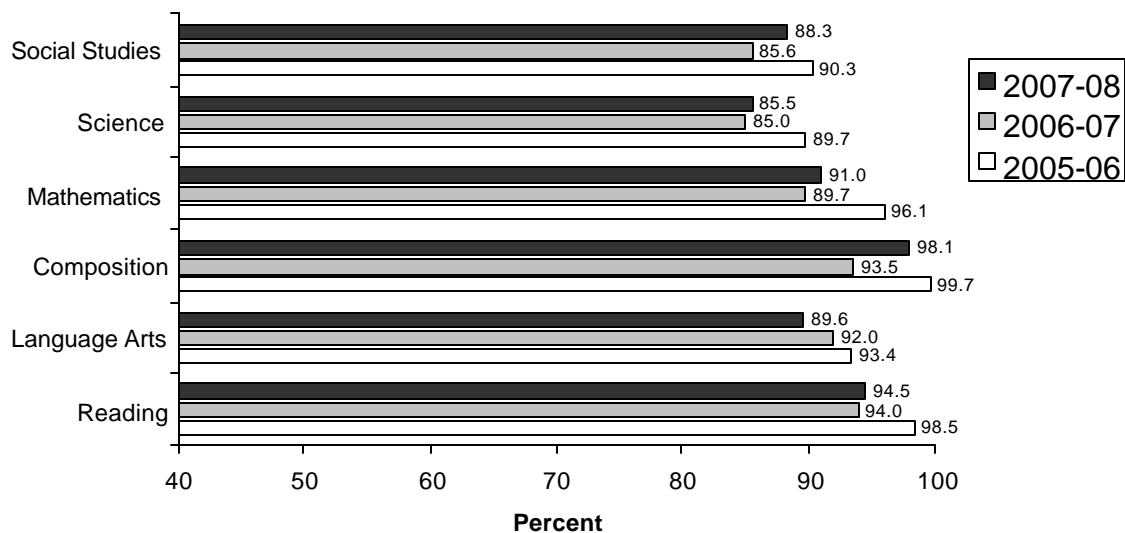
All students in New Mexico public schools must take and pass all six subtests of the High School Competency Examination in order to graduate. Students first take the examination in the 10<sup>th</sup> grade and may repeat annually any subtest that they fail. Students may repeat subtests up to five years after high school completion with a certificate. For the February 2001 examination, the passing score was raised from 150 to 175 for 10<sup>th</sup> graders and all first-time test takers.

The 10<sup>th</sup> grade scores for the past three years are summarized below. Scores for special education students reported here are only for those who took the standard administration, not an accommodated administration.

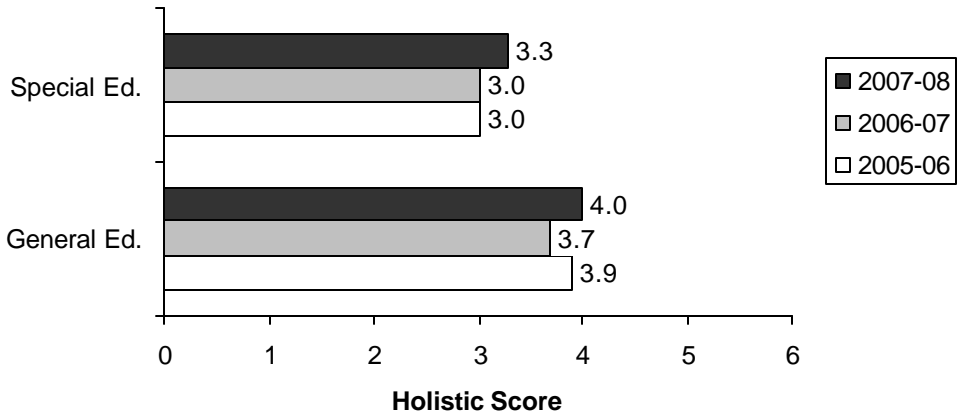
**Number of 10<sup>th</sup> Grade General Education Students Attempting and Percent Passing Each Subtest**

Subtest	2005-2006		2006-2007		2007-2008	
	# Taking	% Passing	# Taking	% Passing	# Taking	% Passing
Reading	330	98.5	397	94.0	366	94.5
Language Arts	333	93.4	399	92.0	365	89.6
Composition	329	99.7	398	93.5	363	98.1
Mathematics	331	96.1	398	89.7	366	91.0
Science	331	89.7	400	85.0	365	85.5
Social Studies	331	90.3	402	85.6	366	88.3

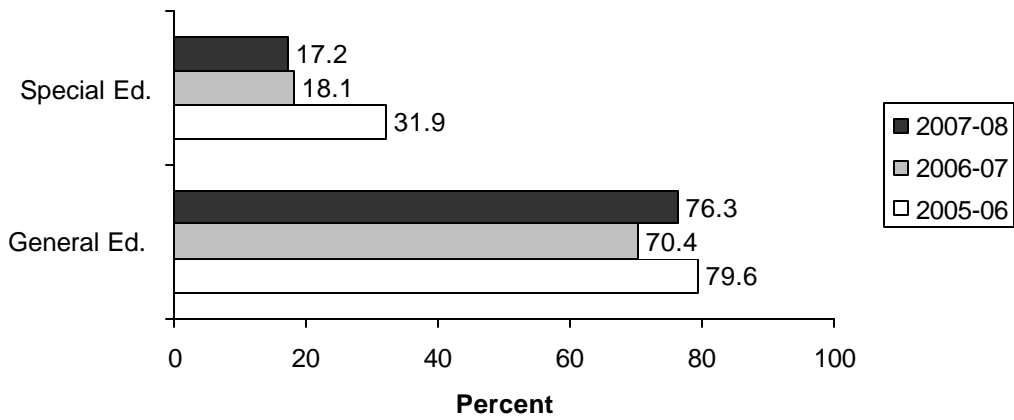
**Percent of 10<sup>th</sup> Grade General Education Students Passing Each Subtest**



### Mean Holistic Score for Composition



### Percent of 10th Grade Students Passing All Subtests



### Number of 10th Grade Special Education Students Attempting and Percent Passing Each Subtest

Subtest	2005-2006		2006-2007		2007-2008	
	# Taking	% Passing	# Taking	% Passing	# Taking	% Passing
Reading	75	74.7	86	55.8	67	62.7
Language Arts	76	55.3	88	44.3	68	39.7
Composition	72	87.5	84	70.2	66	80.3
Mathematics	75	52.0	86	41.9	67	44.8
Science	76	47.4	94	41.5	68	50.0
Social Studies	76	43.4	91	44.0	66	47.0

## *New Futures*

### New Mexico High School Competency Examination: 2006-2008 Three-Year Summary

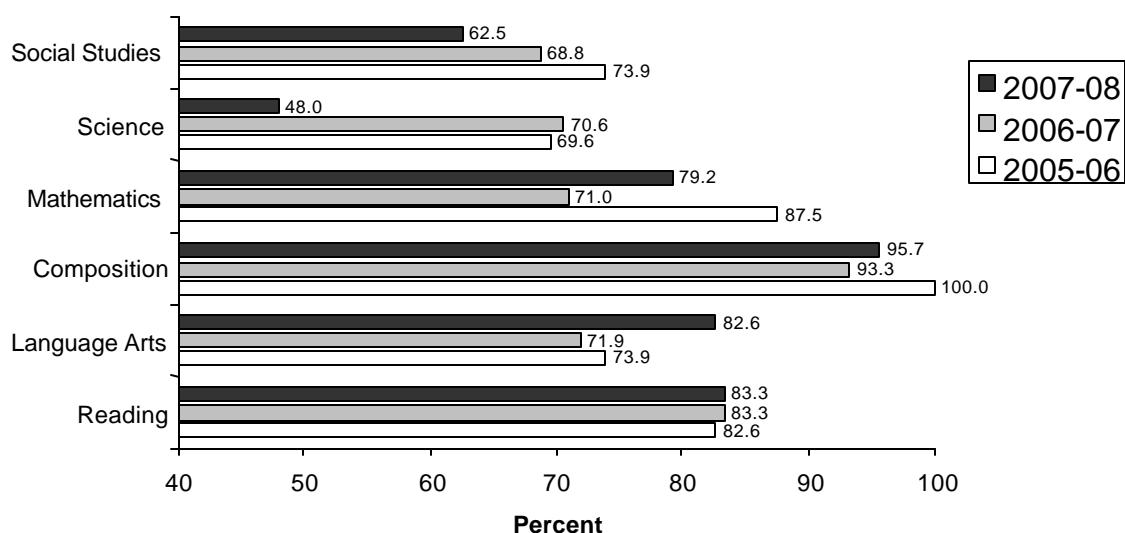
All students in New Mexico public schools must take and pass all six subtests of the High School Competency Examination in order to graduate. Students first take the examination in the 10th grade and may repeat annually any subtest that they fail. Students may repeat subtests up to five years after high school completion with a certificate. For the February 2001 examination, the passing score was raised from 150 to 175 for 10<sup>th</sup> graders and all first-time test takers.

The 10<sup>th</sup> grade scores for the past three years are summarized below. Scores for special education students reported here are only for those who took the standard administration, not an accommodated administration.

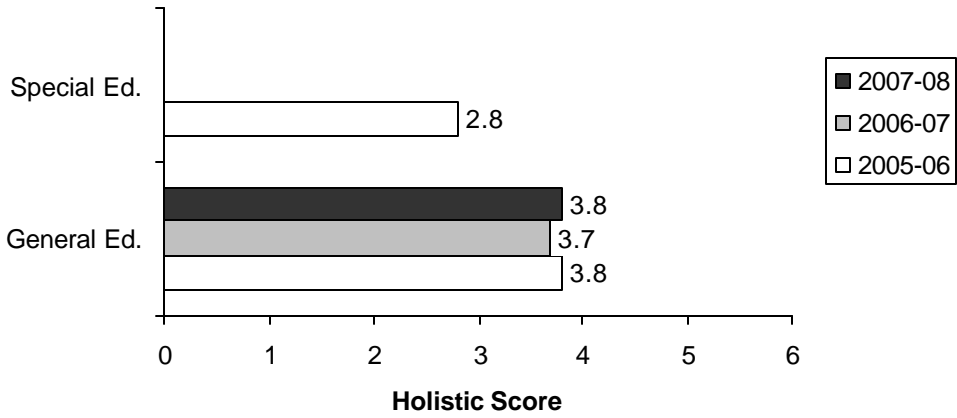
**Number of 10<sup>th</sup> Grade General Education Students Attempting  
and Percent Passing Each Subtest**

Subtest	2005-2006		2006-2007		2007-2008	
	# Taking	% Passing	# Taking	% Passing	# Taking	% Passing
Reading	23	82.6	30	83.3	24	83.3
Language Arts	23	73.9	32	71.9	23	82.6
Composition	22	100.0	30	93.3	23	95.7
Mathematics	24	87.5	31	71.0	24	79.2
Science	23	69.6	34	70.6	25	48.0
Social Studies	23	73.9	32	68.8	24	62.5

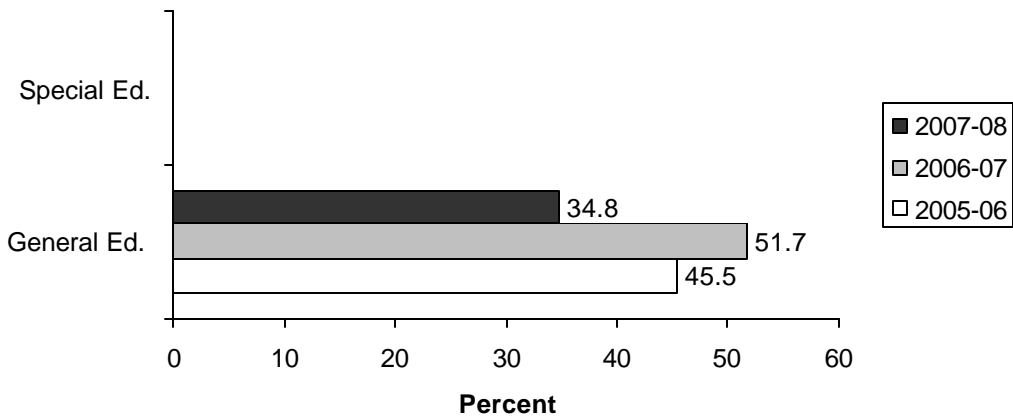
**Percent of 10<sup>th</sup> Grade General Education Students Passing Each Subtest**



### Mean Holistic Score for Composition



### Percent of 10th Grade Students Passing All Subtests



### Number of 10th Grade Special Education Students Attempting and Percent Passing Each Subtest

Subtest	2005-2006		2006-2007		2007-2008	
	# Taking	% Passing	# Taking	% Passing	# Taking	% Passing
Reading	13	53.8	4		4	
Language Arts	13	38.5	4		4	
Composition	13	92.3	4		4	
Mathematics	13	7.7	4		4	
Science	14	14.3	4		4	
Social Studies	14	28.6	4		4	

# *Rio Grande High*

## New Mexico High School Competency Examination: 2006-2008 Three-Year Summary

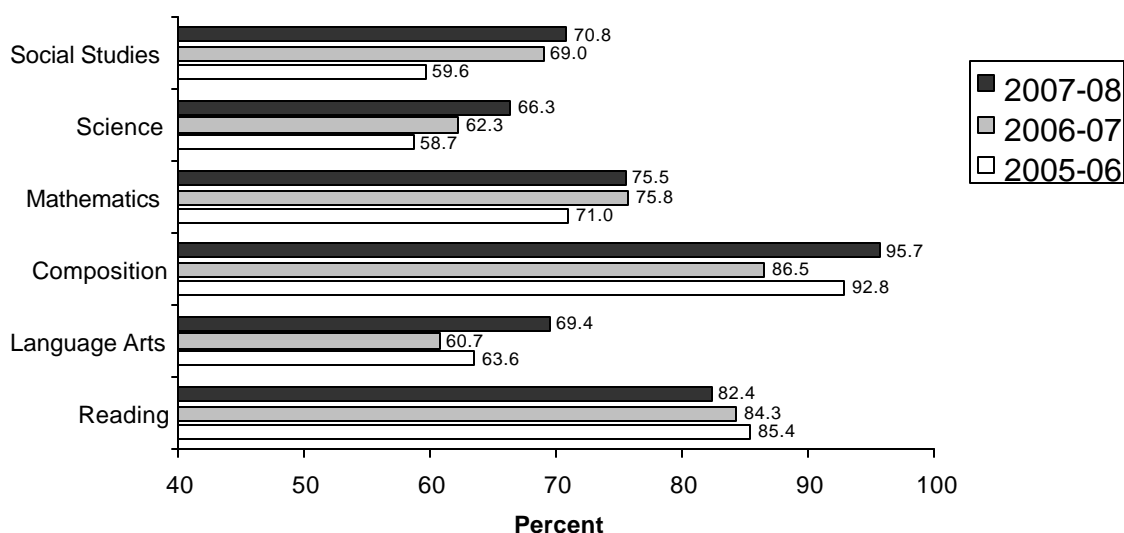
All students in New Mexico public schools must take and pass all six subtests of the High School Competency Examination in order to graduate. Students first take the examination in the 10<sup>th</sup> grade and may repeat annually any subtest that they fail. Students may repeat subtests up to five years after high school completion with a certificate. For the February 2001 exam, the passing score was raised from 150 to 175 for 10<sup>th</sup> graders and all first-time test takers.

The 10<sup>th</sup> grade scores for the past three years are summarized below. Scores for special education students reported here are only for those who took the standard administration, not an accommodated administration.

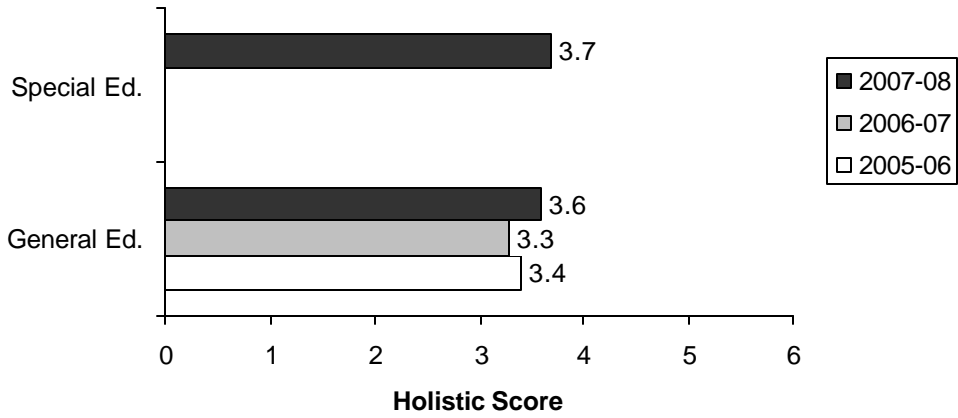
**Number of 10th Grade General Education Students Attempting  
and Percent Passing Each Subtest**

Subtest	2005-2006		2006-2007		2007-2008	
	# Taking	% Passing	# Taking	% Passing	# Taking	% Passing
Reading	335	85.4	325	84.3	296	82.4
Language Arts	327	63.6	326	60.7	301	69.4
Composition	332	92.8	319	86.5	299	95.7
Mathematics	335	71.0	327	75.8	294	75.5
Science	334	58.7	329	62.3	300	66.3
Social Studies	334	59.6	329	69.0	295	70.8

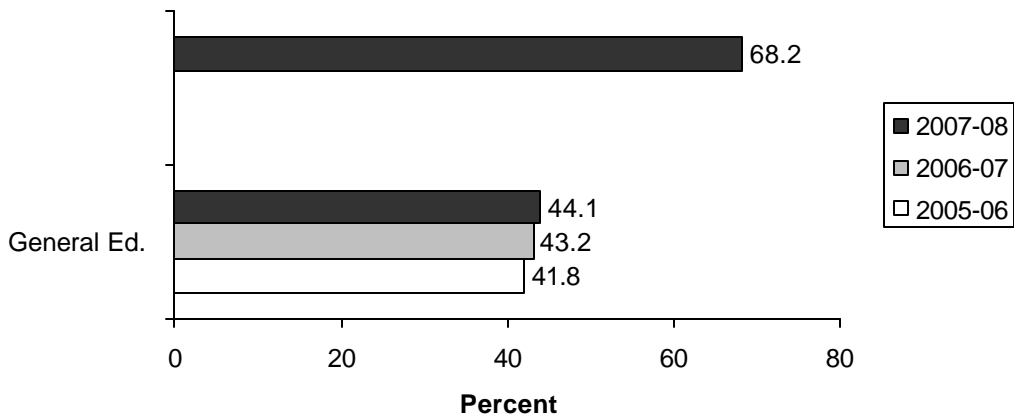
**Percent of 10<sup>th</sup> Grade General Education Students Passing Each Subtest**



### Mean Holistic Score for Composition



### Percent of 10th Grade Students Passing All Subtests



### Number of 10th Grade Special Education Students Attempting and Percent Passing Each Subtest

Subtest	2005-2006		2006-2007		2007-2008	
	# Taking	% Passing	# Taking	% Passing	# Taking	% Passing
Reading	5		0		23	91.3
Language Arts	6		0		24	79.2
Composition	5		0		23	95.7
Mathematics	6		0		23	78.3
Science	6		0		24	75.0
Social Studies	5		0		24	83.3

# *Sandia High*

## New Mexico High School Competency Examination: 2006-2008 Three-Year Summary

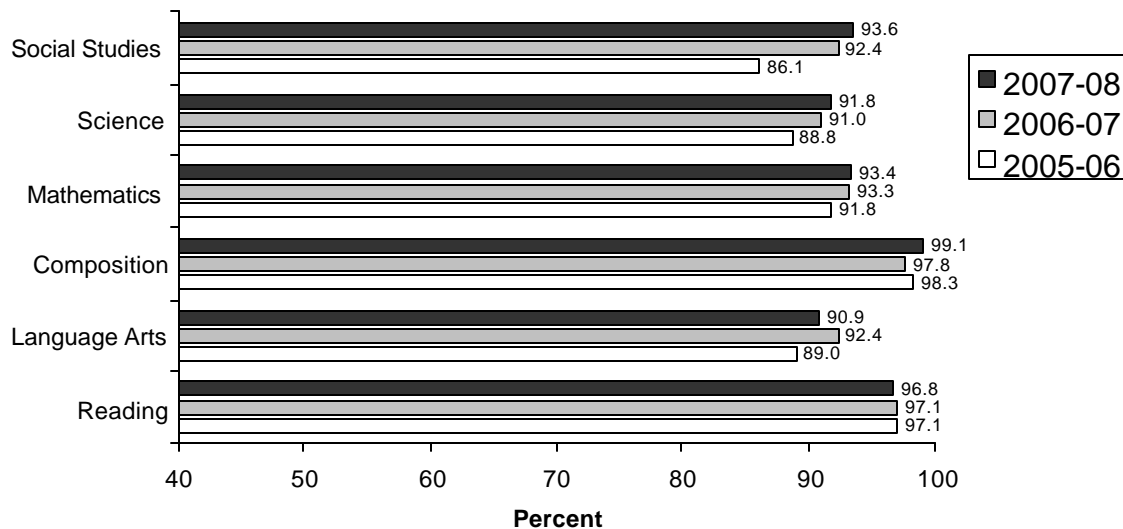
All students in New Mexico public schools must take and pass all six subtests of the High School Competency Examination in order to graduate. Students first take the examination in the 10<sup>th</sup> grade and may repeat annually any subtest that they fail. Students may repeat subtests up to five years after high school completion with a certificate. For the February 2001 exam, the passing score was raised from 150 to 175 for 10<sup>th</sup> graders and all first-time test takers.

The 10<sup>th</sup> grade scores for the past three years are summarized below. Scores for special education students reported here are only for those who took the standard administration, not an accommodated administration.

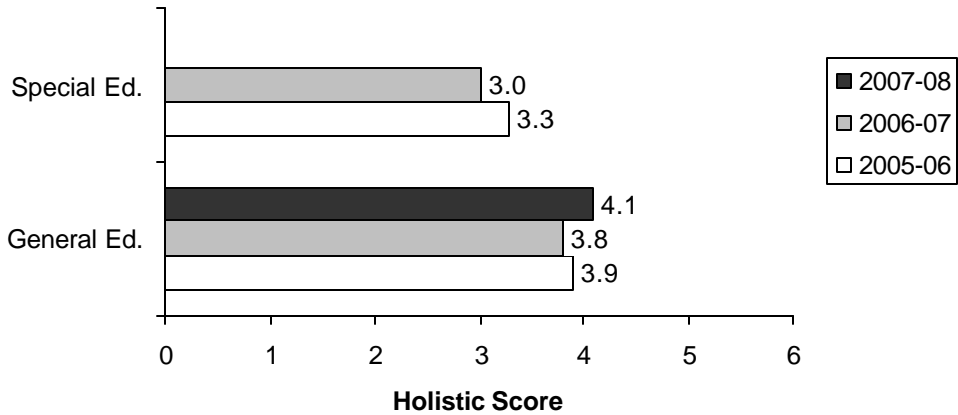
**Number of 10<sup>th</sup> Grade General Education Students Attempting  
and Percent Passing Each Subtest**

Subtest	2005-2006		2006-2007		2007-2008	
	# Taking	% Passing	# Taking	% Passing	# Taking	% Passing
Reading	478	97.1	417	97.1	436	96.8
Language Arts	483	89.0	419	92.4	441	90.9
Composition	474	98.3	414	97.8	432	99.1
Mathematics	478	91.8	420	93.3	438	93.4
Science	482	88.8	420	91.0	438	91.8
Social Studies	482	86.1	420	92.4	438	93.6

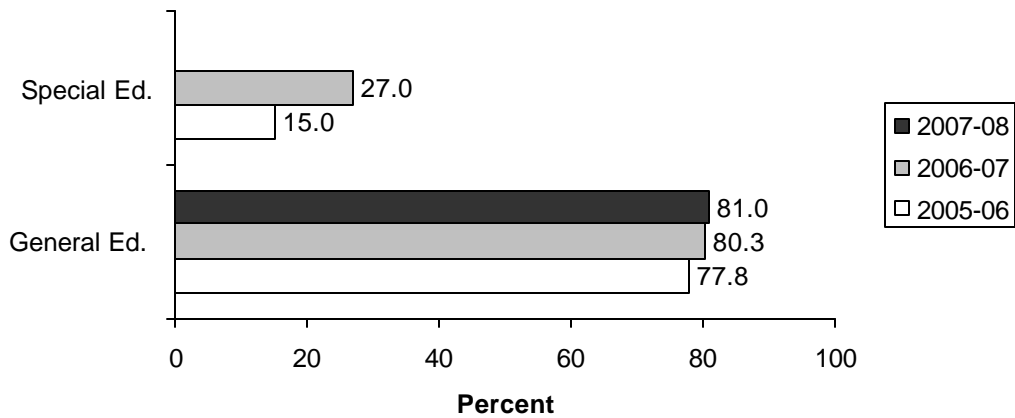
**Percent of 10<sup>th</sup> Grade General Education Students Passing Each Subtest**



### Mean Holistic Score for Composition



### Percent of 10th Grade Students Passing All Subtests



### Number of 10<sup>th</sup> Grade Special Education Students Attempting and Percent Passing Each Subtest

Subtest	2005-2006		2006-2007		2007-2008	
	# Taking	% Passing	# Taking	% Passing	# Taking	% Passing
Reading	24	62.5	67	70.1	3	
Language Arts	25	32.0	67	49.3	3	
Composition	20	90.0	66	68.2	3	
Mathematics	24	37.5	68	51.5	3	
Science	24	45.8	66	50.0	3	
Social Studies	24	25.0	66	54.5	3	

# *School on Wheels*

## New Mexico High School Competency Examination: 2006-2008 Three Summary

All students in New Mexico public schools must take and pass all six subtests of the High School Competency Examination in order to graduate. Students first take the examination in the 10<sup>th</sup> grade and may repeat annually any subtest that they fail. Students may repeat subtests up to five years after high school completion with a certificate. For the February 2001 exam, the passing score was raised from 150 to 175 for 10<sup>th</sup> graders and all first-time test takers.

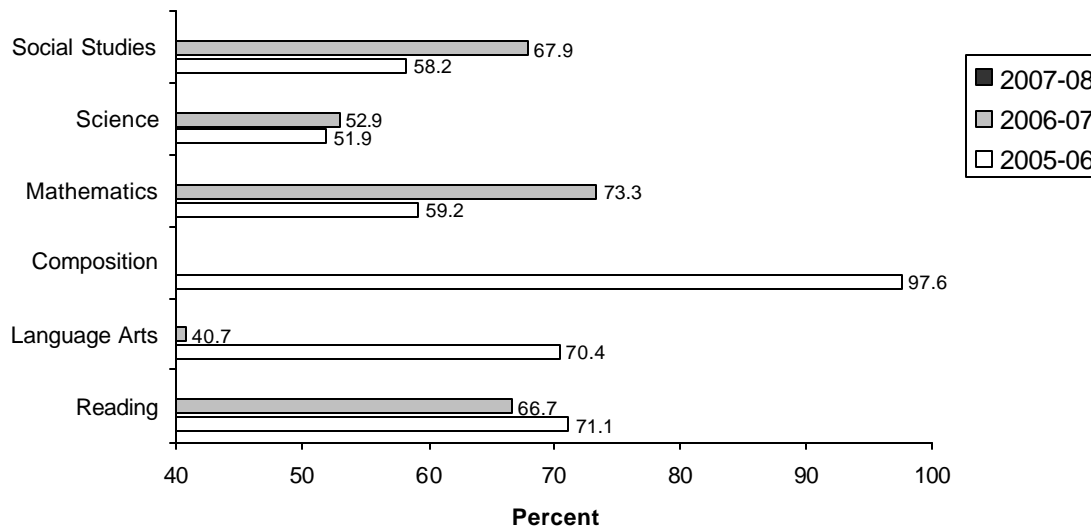
The 10<sup>th</sup> grade scores for the past three years are summarized below. Scores for special education students reported here are only for those who took the standard administration, not an accommodated administration.

**Number of 10<sup>th</sup> Grade General Education Students Attempting  
and Percent Passing Each Subtest**

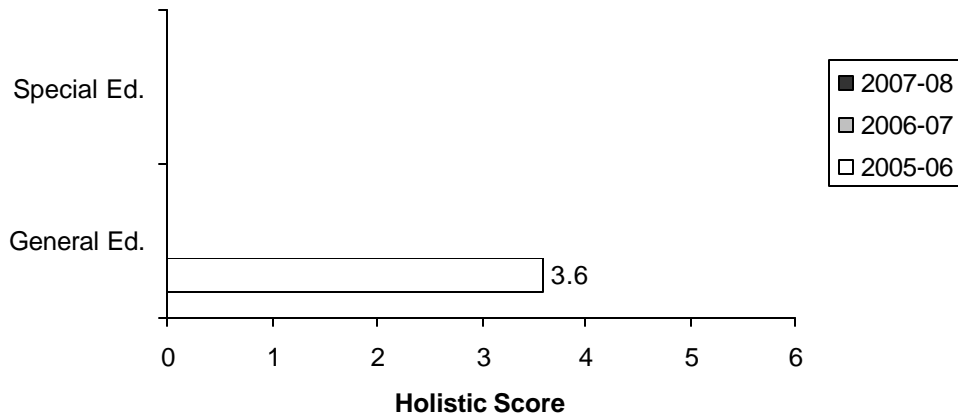
Subtest	2005-2006		2006-2007		2007-2008	
	# Taking	% Passing	# Taking	% Passing	# Taking	% Passing
Reading	45	71.1	24	66.7	18	
Language Arts	54	70.4	27	40.7	18	
Composition	42	97.6	14*		18	
Mathematics	49	59.2	30	73.3	18	
Science	52	51.9	34	52.9	18	
Social Studies	55	58.2	28	67.9	18	

*\*Pearson did not report passing percents unless there was a minimum N of 20.*

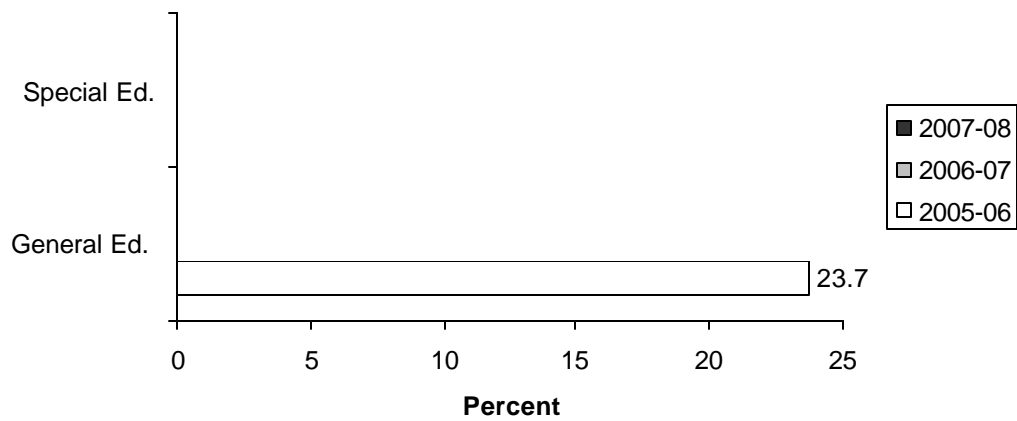
**Percent of 10<sup>th</sup> Grade General Education Students Passing Each Subtest**



### Mean Holistic Score for Composition



### Percent of 10th Grade Students Passing All Subtests



### Number of 10th Grade Special Education Students Attempting and Percent Passing Each Subtest

Subtest	2005-2006		2006-2007		2007-2008	
	# Taking	% Passing	# Taking	% Passing	# Taking	% Passing
Reading	3		0		0	
Language Arts	3		0		0	
Composition	3		0		0	
Mathematics	3		0		0	
Science	3		0		0	
Social Studies	3		0		0	

***Sierra Alternative***  
**New Mexico High School Competency Examination:**  
**2006-2008 Three-Year Summary**

All students in New Mexico public schools must take and pass all six subtests of the High School Competency Examination in order to graduate. Students first take the examination in the 10<sup>th</sup> grade and may repeat annually any subtest that they fail. Students may repeat subtests up to five years after high school completion with a certificate. For the February 2001 exam, the passing score was raised from 150 to 175 for 10<sup>th</sup> graders and all first-time test takers.

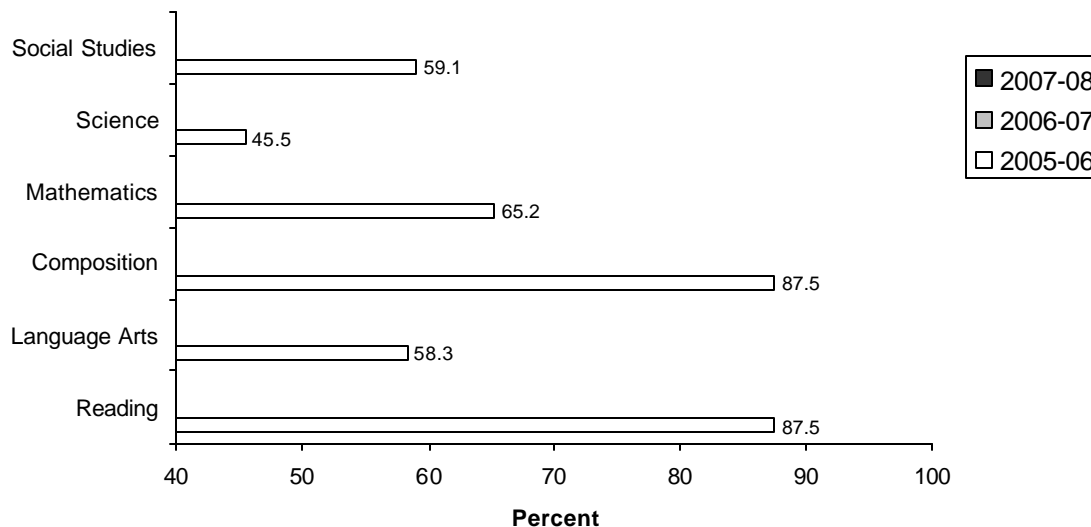
The 10<sup>th</sup> grade scores for the past three years are summarized below. Scores for special education students reported here are only for those who took the standard administration, not an accommodated administration.

**Number of 10<sup>th</sup> Grade General Education Students Attempting  
and Percent Passing Each Subtest**

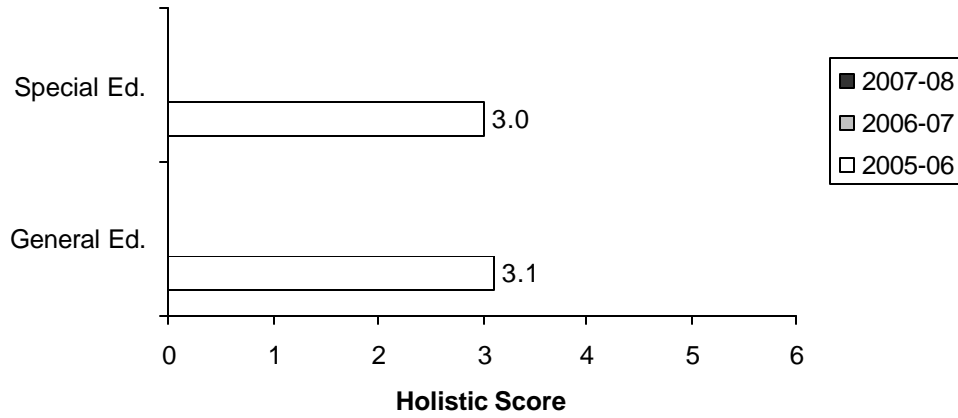
Subtest	2005-2006		2006-2007		2007-2008	
	# Taking	% Passing	# Taking	% Passing	# Taking	% Passing
Reading	24	87.5	15*		19*	
Language Arts	24	58.3	15		19	
Composition	24	87.5	15		19	
Mathematics	23	65.2	15		19	
Science	22	45.5	15		19	
Social Studies	22	59.1	15		19	

*\*Pearson did not report passing percents unless there was a minimum N of 20.*

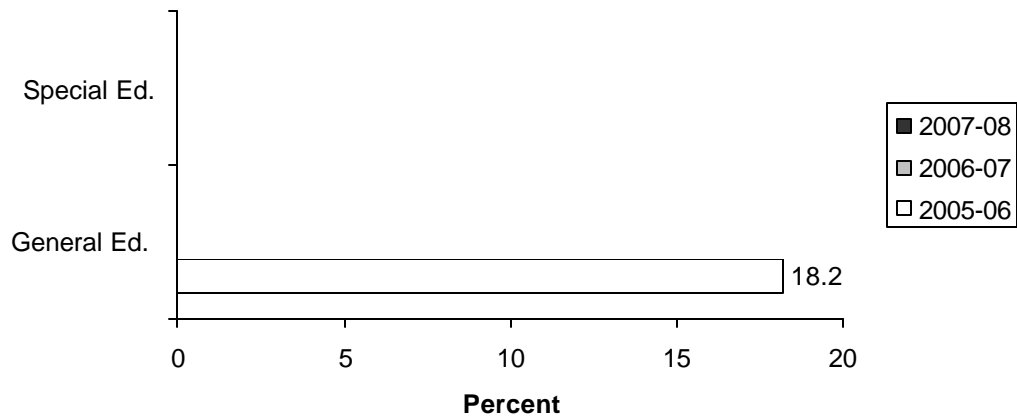
**Percent of 10<sup>th</sup> Grade General Education Students Passing Each Subtest**



### Mean Holistic Score for Composition



### Percent of 10th Grade Students Passing All Subtests



### Number of 10th Grade Special Education Students Attempting and Percent Passing Each Subtest

Subtest	2005-2006		2006-2007		2007-2008	
	# Taking	% Passing	# Taking	% Passing	# Taking	% Passing
Reading	9	44.4	8		12	
Language Arts	11	9.1	8		12	
Composition	9	88.9	8		12	
Mathematics	9	0.0	8		12	
Science	9	11.1	8		12	
Social Studies	9	22.2	8		12	

# Valley High

## New Mexico High School Competency Examination: 2006-2008 Three-Year Summary

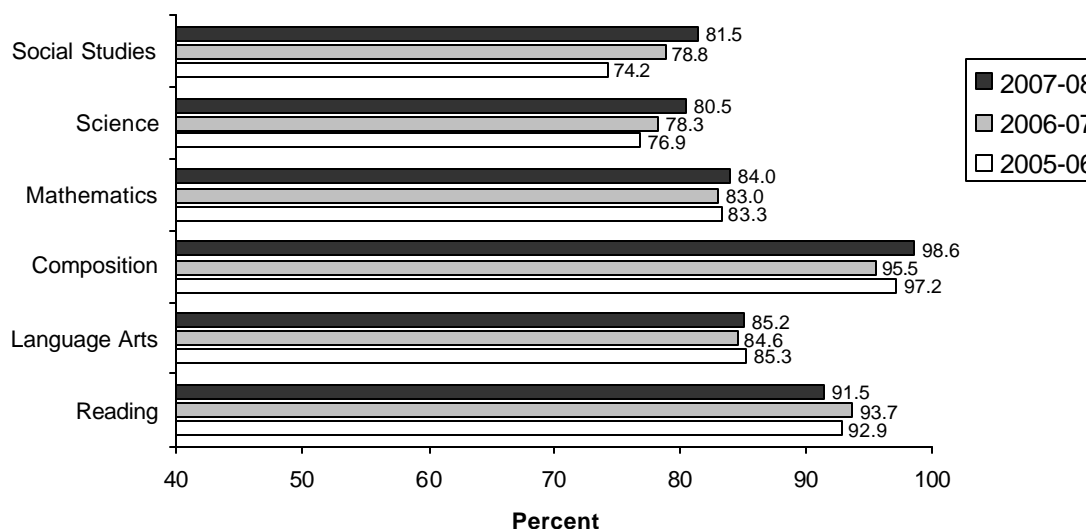
All students in New Mexico public schools must take and pass all six subtests of the High School Competency Examination in order to graduate. Students first take the examination in the 10<sup>th</sup> grade and may repeat annually any subtest that they fail. Students may repeat subtests up to five years after high school completion with a certificate. For the February 2001 exam, the passing score was raised from 150 to 175 for 10<sup>th</sup> graders and all first-time test takers.

The 10<sup>th</sup> grade scores for the past three years are summarized below. Scores for special education students reported here are only for those who took the standard administration, not an accommodated administration.

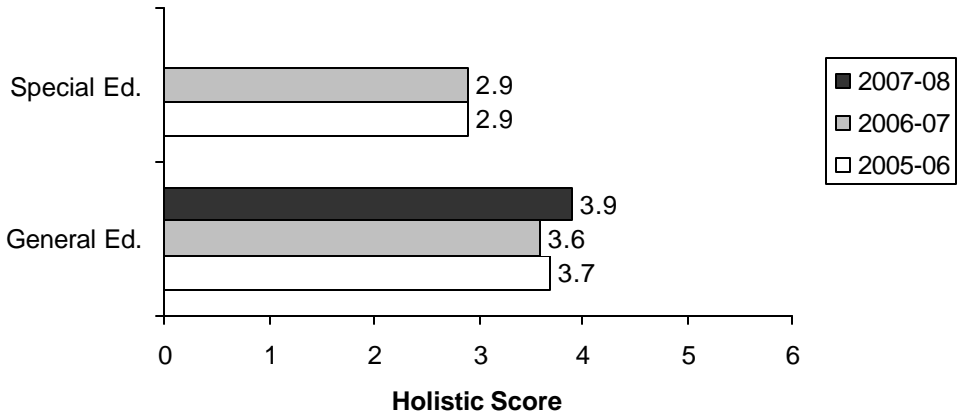
**Number of 10<sup>th</sup> Grade General Education Students Attempting  
and Percent Passing Each Subtest**

Subtest	2005-2006		2006-2007		2007-2008	
	# Taking	% Passing	# Taking	% Passing	# Taking	% Passing
Reading	364	92.9	318	93.7	351	91.5
Language Arts	373	85.3	318	84.6	352	85.2
Composition	360	97.2	311	95.5	351	98.6
Mathematics	378	83.3	318	83.0	357	84.0
Science	373	76.9	323	78.3	359	80.5
Social Studies	376	74.2	321	78.8	356	81.5

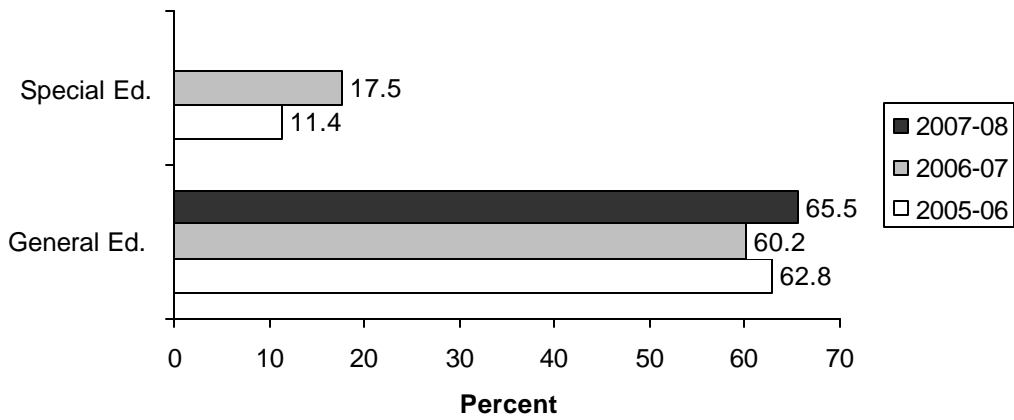
**Percent of 10<sup>th</sup> Grade General Education Students Passing Each Subtest**



### Mean Holistic Score for Composition



### Percent of 10th Grade Students Passing All Subtests



### Number of 10th Grade Special Education Students Attempting and Percent Passing Each Subtest

Subtest	2005-2006		2006-2007		2007-2008	
	# Taking	% Passing	# Taking	% Passing	# Taking	% Passing
Reading	53	64.2	43	58.1	8	
Language Arts	56	21.4	43	34.9	8	
Composition	47	87.2	41	63.4	8	
Mathematics	52	34.6	42	40.5	8	
Science	53	22.6	42	33.3	8	
Social Studies	51	35.3	41	43.9	8	

# *West Mesa High*

## New Mexico High School Competency Examination: 2006-2008 Three Summary

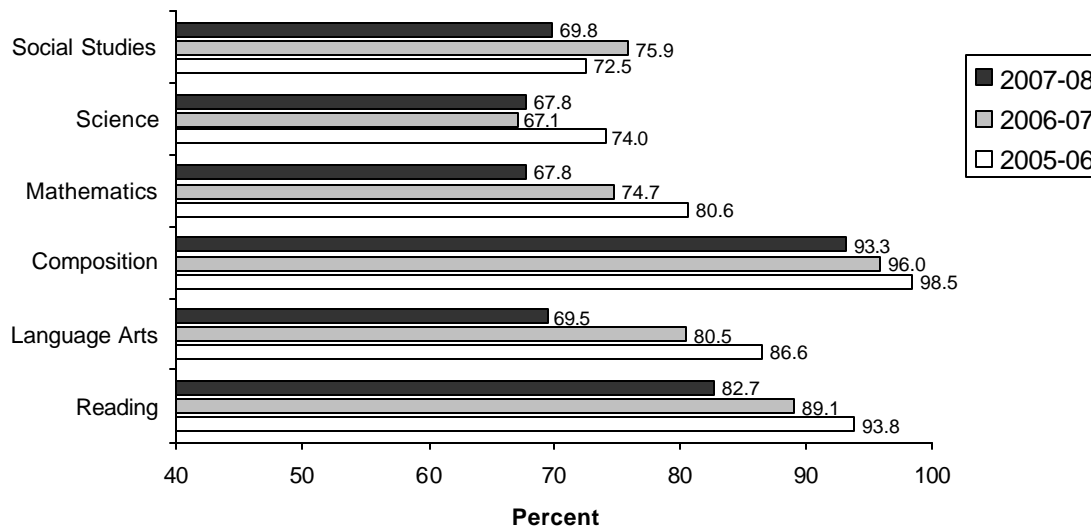
All students in New Mexico public schools must take and pass all six subtests of the High School Competency Examination in order to graduate. Students first take the examination in the 10<sup>th</sup> grade and may repeat annually any subtest that they fail. Students may repeat subtests up to five years after high school completion with a certificate. For the February 2001 exam, the passing score was raised from 150 to 175 for 10<sup>th</sup> graders and all first-time test takers.

The 10<sup>th</sup> grade scores for the past three years are summarized below. Scores for special education students reported here are only for those who took the standard administration, not an accommodated administration.

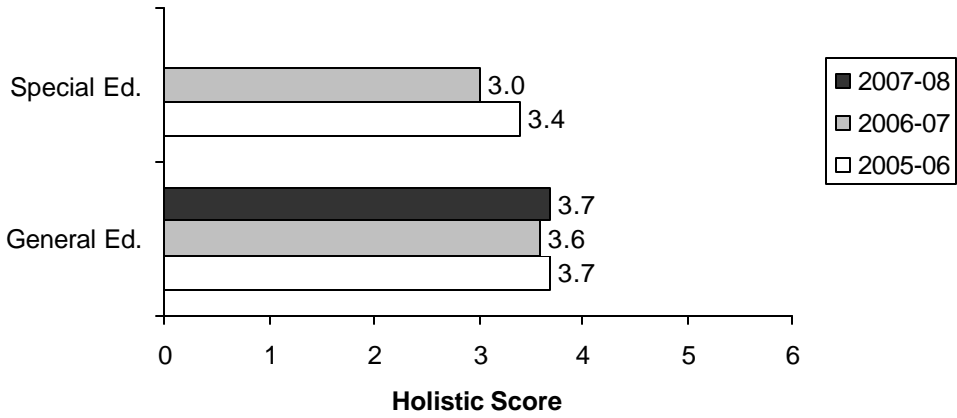
**Number of 10<sup>th</sup> Grade General Education Students Attempting  
and Percent Passing Each Subtest**

Subtest	2005-2006		2006-2007		2007-2008	
	# Taking	% Passing	# Taking	% Passing	# Taking	% Passing
Reading	386	93.8	514	89.1	486	82.7
Language Arts	389	86.6	514	80.5	489	69.5
Composition	395	98.5	478	96.0	445	93.3
Mathematics	386	80.6	518	74.7	490	67.8
Science	392	74.0	514	67.1	484	67.8
Social Studies	393	72.5	515	75.9	483	69.8

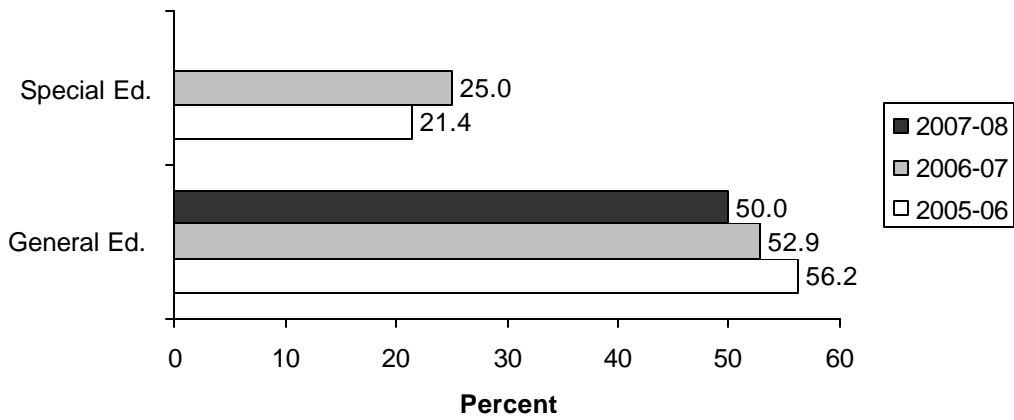
**Percent of 10<sup>th</sup> Grade General Education Students Passing Each Subtest**



### Mean Holistic Score for Composition



### Percent of 10th Grade Students Passing All Subtests



### Number of 10<sup>th</sup> Grade Special Education Students Attempting and Percent Passing Each Subtest

Subtest	2005-2006		2006-2007		2007-2008	
	# Taking	% Passing	# Taking	% Passing	# Taking	% Passing
Reading	14	78.6	27	48.1	14	
Language Arts	15	40.0	27	33.3	14	
Composition	15	100.0	21	66.7	14	
Mathematics	15	26.7	27	29.6	14	
Science	15	60.0	27	33.3	14	
Social Studies	15	40.0	27	44.4	14	

## ***District--White***

### New Mexico High School Competency Examination: 2006-2008 Three-Year Summary

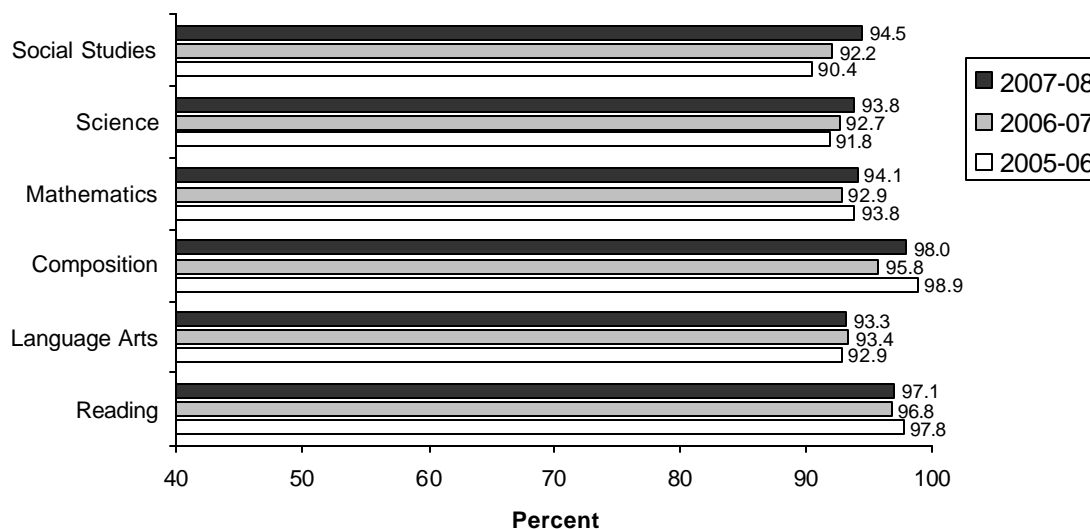
All students in New Mexico public schools must take and pass all six subtests of the High School Competency Examination in order to graduate. Students first take the examination in the 10<sup>th</sup> grade and may repeat annually any subtest that they fail. Students may repeat subtests up to five years after high school completion with a certificate. For the February 2001 examination, the passing score was raised from 150 to 175 for 10<sup>th</sup> graders and all first-time test takers.

The 10<sup>th</sup> grade scores of Whites who took the standard administration for the past three years are summarized below.

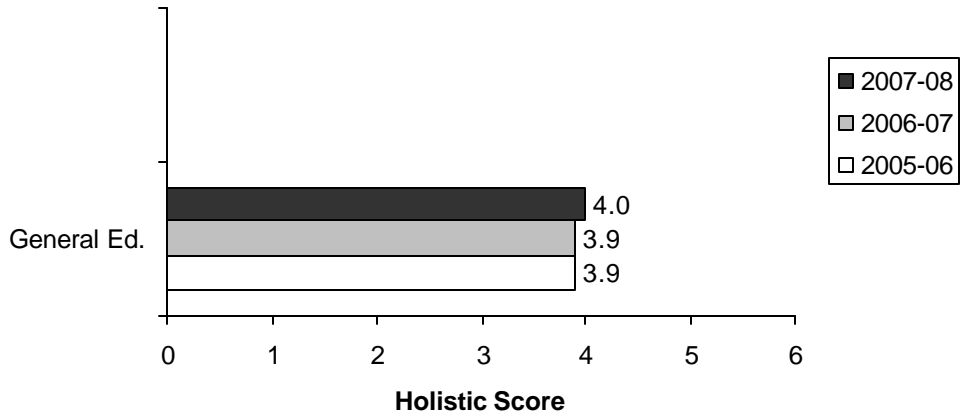
**Number of 10<sup>th</sup> Grade General Education White Students Attempting  
and Percent Passing Each Subtest**

Subtest	2005-2006		2006-2007		2007-2008	
	# Taking	% Passing	# Taking	% Passing	# Taking	% Passing
Reading	1706	97.8	1576	96.8	1483	97.1
Language Arts	1716	92.9	1584	93.4	1488	93.3
Composition	1693	98.9	1571	95.8	1479	98.0
Mathematics	1711	93.8	1582	92.9	1486	94.1
Science	1714	91.8	1587	92.7	1485	93.8
Social Studies	1715	90.4	1582	92.2	1481	94.5

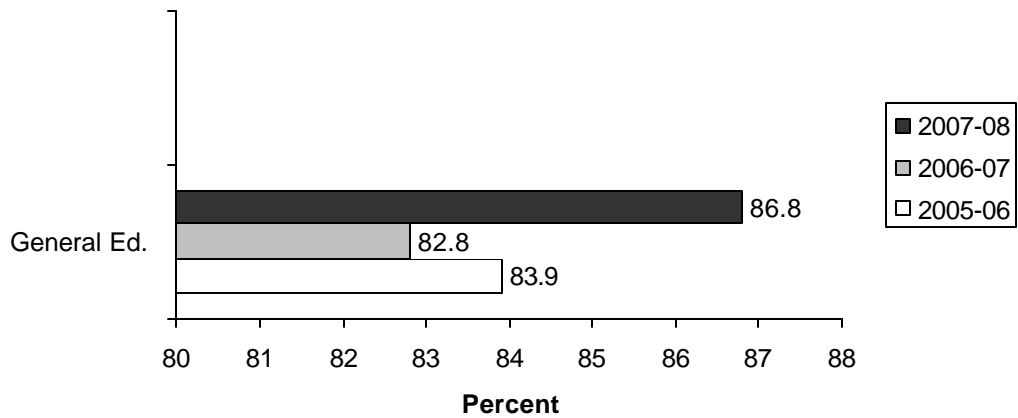
**Percent of 10<sup>th</sup> Grade General Education White Students Passing Each Subtest**



### Mean Holistic Score for Composition



### Percent of 10th Grade Students Passing All Subtests



## ***District--Hispanic***

### New Mexico High School Competency Examination: 2006-2008 Three-Year Summary

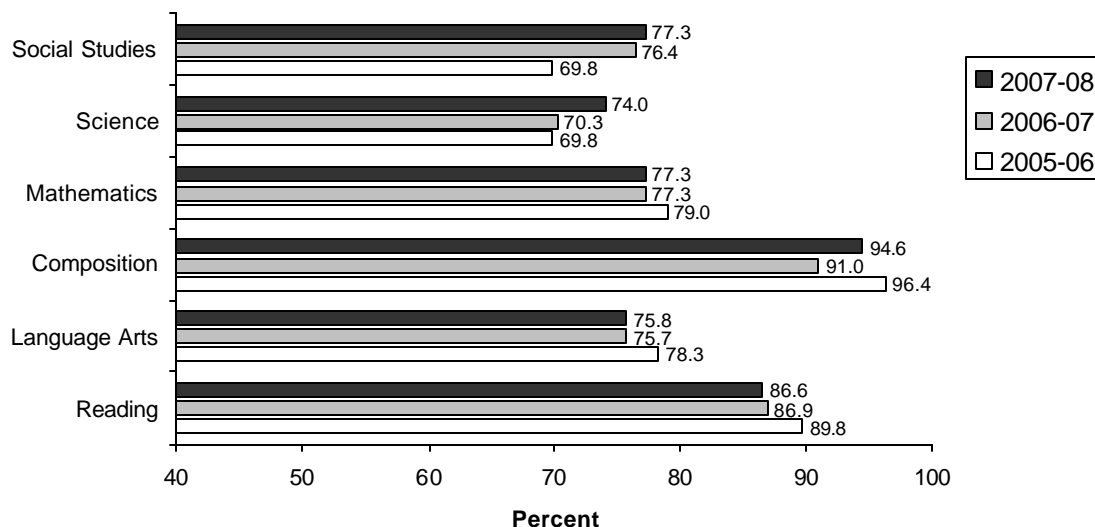
All students in New Mexico public schools must take and pass all six subtests of the High School Competency Examination in order to graduate. Students first take the examination in the 10<sup>th</sup> grade and may repeat annually any subtest that they fail. Students may repeat subtests up to five years after high school completion with a certificate. For the February 2001 examination, the passing score was raised from 150 to 175 for 10<sup>th</sup> graders and all first-time test takers.

The 10<sup>th</sup> grade scores of Hispanics who took the standard administration for the past three years are summarized below.

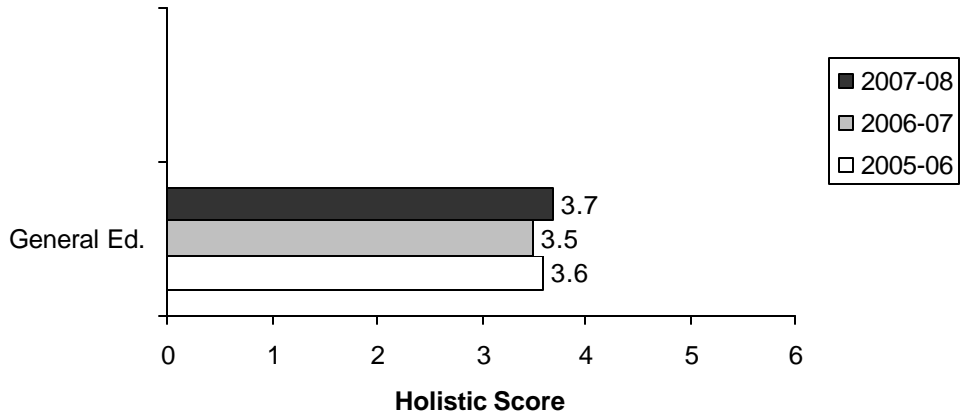
**Number of 10<sup>th</sup> Grade General Education Hispanic Students Attempting and Percent Passing Each Subtest**

Subtest	2005-2006		2006-2007		2007-08	
	# Taking	% Passing	# Taking	% Passing	# Taking	% Passing
Reading	2238	89.8	2353	86.9	2377	86.6
Language Arts	2258	78.3	2373	75.7	2389	75.8
Composition	2210	96.4	2274	91.0	2332	94.6
Mathematics	2256	79.0	2373	77.3	2391	77.3
Science	2264	69.8	2386	70.3	2386	74.0
Social Studies	2269	69.8	2375	76.4	2363	77.3

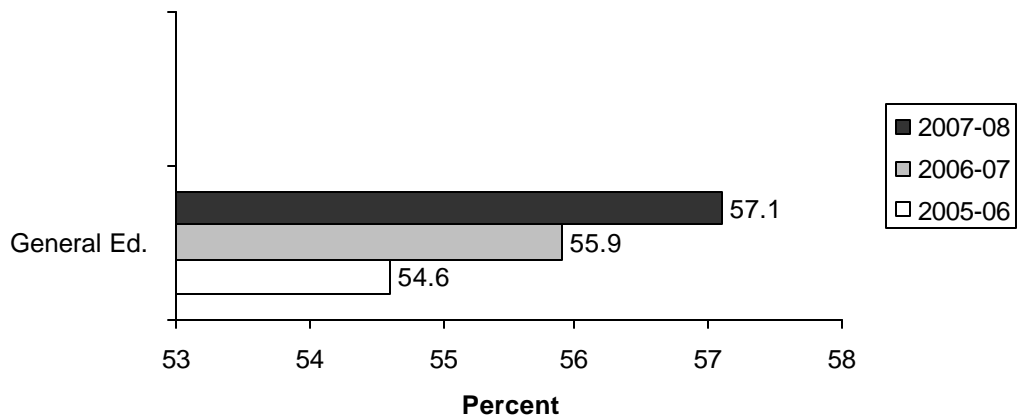
**Percent of 10<sup>th</sup> Grade General Education Hispanic Students Passing Each Subtest**



### Mean Holistic Score for Composition



### Percent of 10th Grade Students Passing All Subtests



## ***District--Black***

### New Mexico High School Competency Examination: 2006-2008 Three-Year Summary

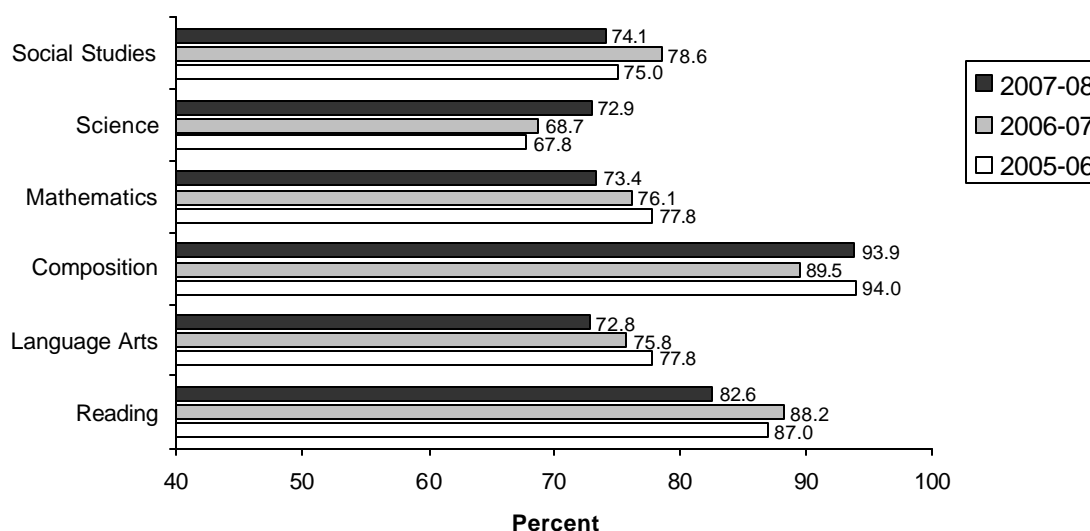
All students in New Mexico public schools must take and pass all six subtests of the High School Competency Examination in order to graduate. Students first take the examination in the 10<sup>th</sup> grade and may repeat annually any subtest that they fail. Students may repeat subtests up to five years after high school completion with a certificate. For the February 2001 examination, the passing score was raised from 150 to 175 for 10<sup>th</sup> graders and all first-time test takers.

The 10<sup>th</sup> grade scores of Blacks who took the standard administration for the past three years are summarized below.

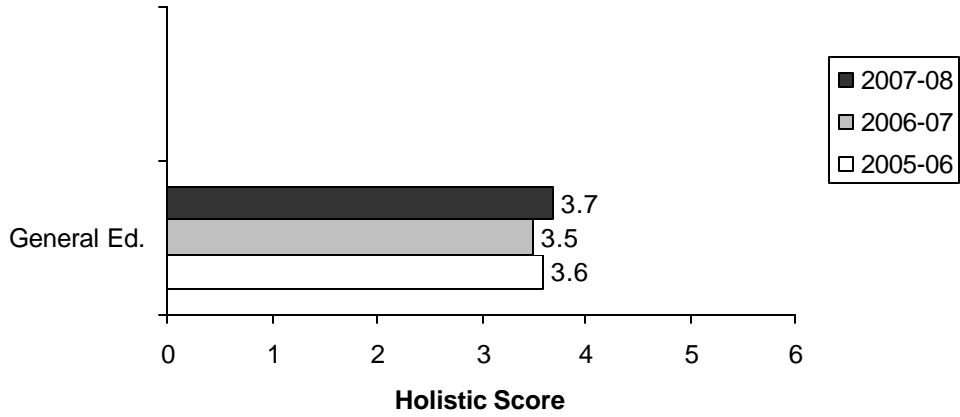
**Number of 10<sup>th</sup> Grade General Education Black Students Attempting  
and Percent Passing Each Subtest**

Subtest	2005-2006		2006-2007		2007-08	
	# Taking	% Passing	# Taking	% Passing	# Taking	% Passing
Reading	169	87.0	195	88.2	172	82.6
Language Arts	171	77.8	198	75.8	173	72.8
Composition	166	94.0	190	89.5	163	93.9
Mathematics	171	77.8	197	76.1	169	73.4
Science	171	67.8	201	68.7	170	72.9
Social Studies	168	75.0	196	78.6	170	74.1

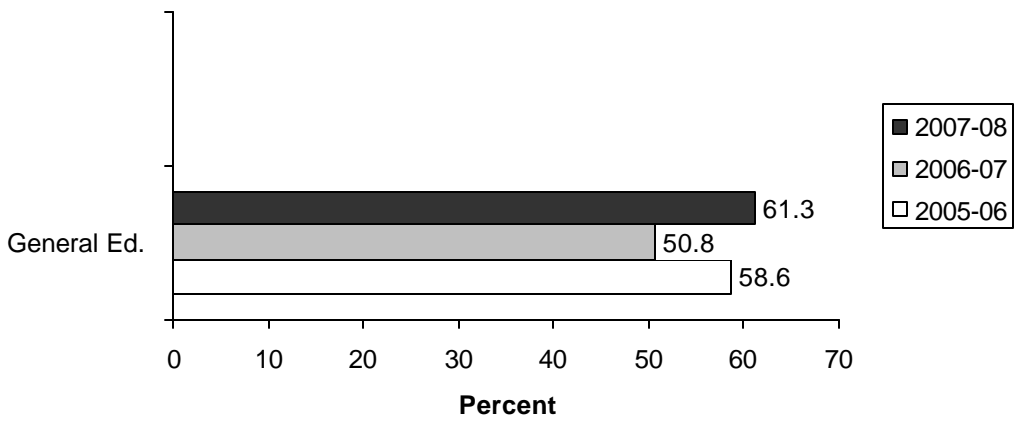
**Percent of 10<sup>th</sup> Grade General Education Black Students Passing Each Subtest**



### Mean Holistic Score for Composition



### Percent of 10th Grade Students Passing All Subtests



***District—Native American***  
**New Mexico High School Competency Examination:**  
**2006-2008 Three-Year Summary**

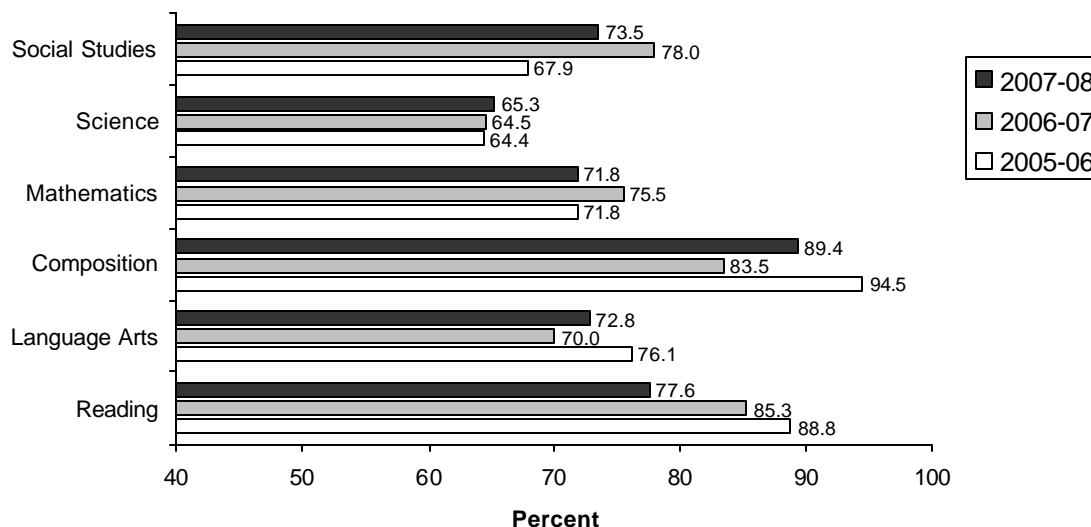
All students in New Mexico public schools must take and pass all six subtests of the High School Competency Examination in order to graduate. Students first take the examination in the 10<sup>th</sup> grade and may repeat annually any subtest that they fail. Students may repeat subtests up to five years after high school completion with a certificate. For the February 2001 examination, the passing score was raised from 150 to 175 for 10<sup>th</sup> graders and all first-time test takers.

The 10<sup>th</sup> grade scores of Native Americans who took the standard administration for the past three years are summarized below.

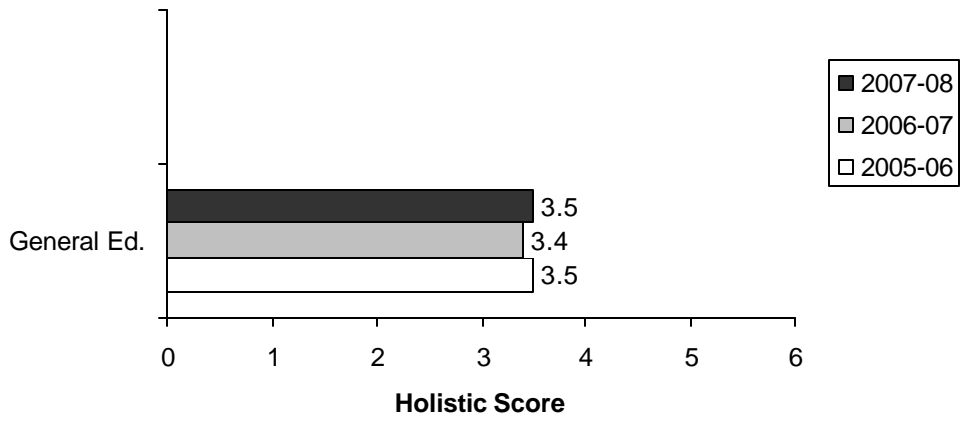
**Number of 10<sup>th</sup> Grade General Education Native American Students Attempting and Percent Passing Each Subtest**

Subtest	2005-2006		2006-2007		2007-08	
	# Taking	% Passing	# Taking	% Passing	# Taking	% Passing
Reading	206	88.8	197	85.3	214	77.6
Language Arts	209	76.1	200	70.0	217	72.8
Composition	199	94.5	182	83.5	207	89.4
Mathematics	209	71.8	204	75.5	213	71.8
Science	205	64.4	200	64.5	216	65.3
Social Studies	209	67.9	205	78.0	215	73.5

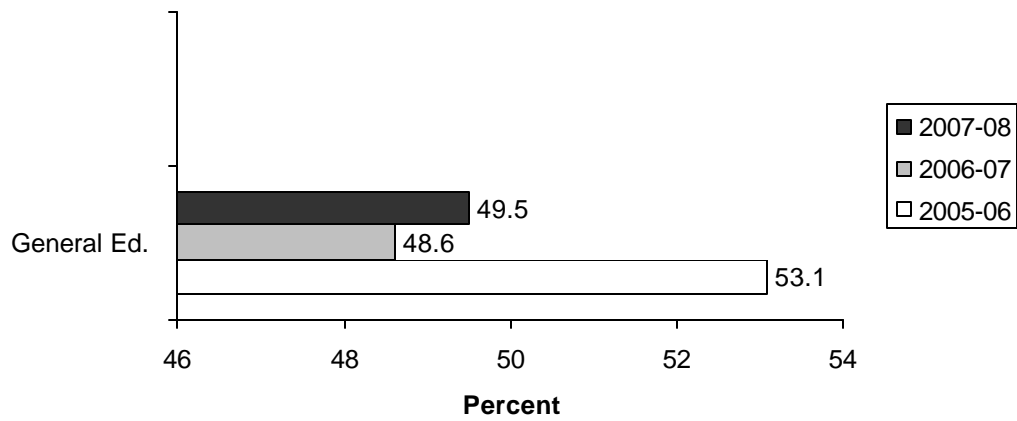
**Percent of 10<sup>th</sup> Grade General Education Native American Students Passing Each Subtest**



### Mean Holistic Score for Composition



### Percent of 10th Grade Students Passing All Subtests



***District—Asian***  
**New Mexico High School Competency Examination:**  
**2006-2008 Three-Year Summary**

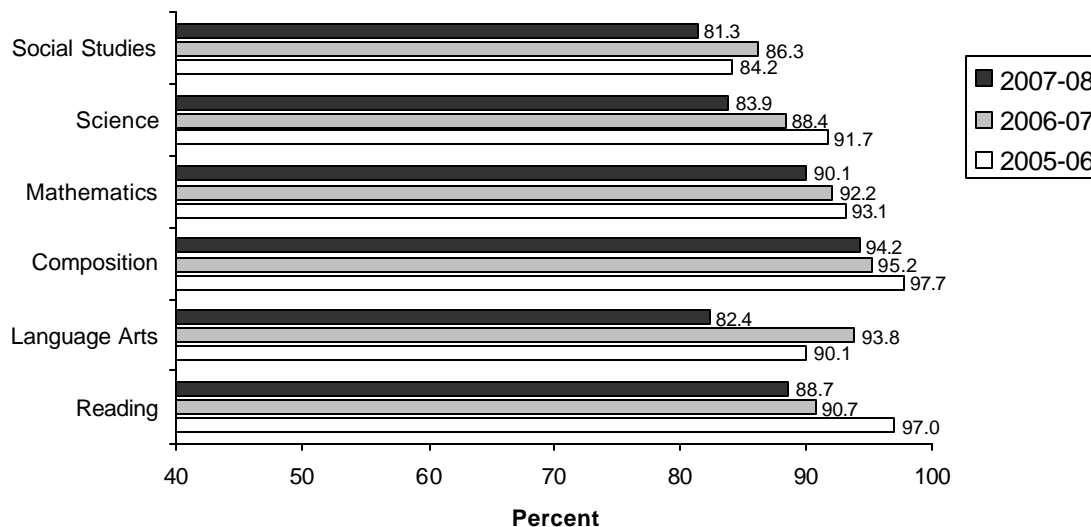
All students in New Mexico public schools must take and pass all six subtests of the High School Competency Examination in order to graduate. Students first take the examination in the 10th grade and may repeat annually any subtest that they fail. Students may repeat subtests up to five years after high school completion with a certificate. For the February 2001 examination, the passing score was raised from 150 to 175 for 10<sup>th</sup> graders and all first-time test takers.

The 10<sup>th</sup> grade scores of Asian who took the standard administration for the past three years are summarized below.

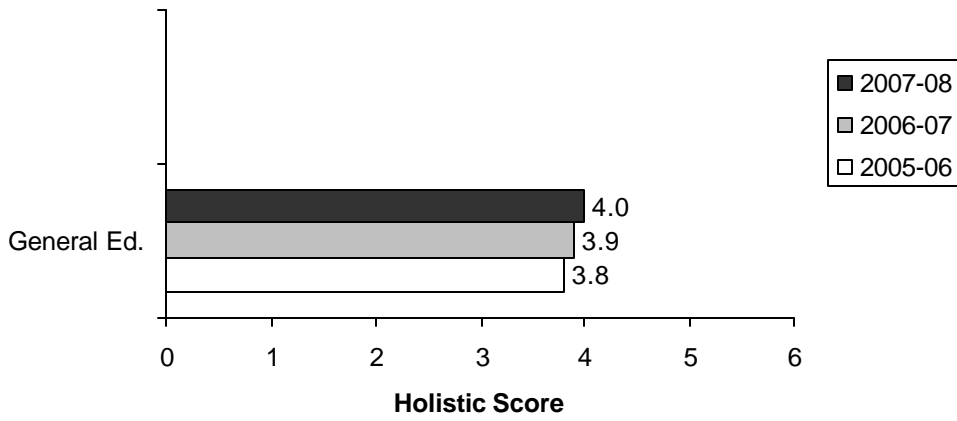
**Number of 10<sup>th</sup> Grade General Education Asian Students Attempting  
and Percent Passing Each Subtest**

Subtest	2005-2006		2006-2007		2007-08	
	# Taking	% Passing	# Taking	% Passing	# Taking	% Passing
Reading	132	97.0	129	90.7	141	88.7
Language Arts	131	90.1	128	93.8	142	82.4
Composition	129	97.7	126	95.2	138	94.2
Mathematics	130	93.1	129	92.2	141	90.1
Science	132	91.7	129	88.4	143	83.9
Social Studies	133	84.2	131	86.3	144	81.3

**Percent of 10th Grade General Education Asian Students Passing Each Subtest**



### Mean Holistic Score for Composition



### Percent of 10th Grade Students Passing All Subtests

