

# New Mexico High School Competency Exam

## Three-Year (2004-2006) District and School Summary

*Michael Loughrey, Ph.D.  
August 2006*

"Bridging the gap between research and practice"



„Bridging the gap between research and practice“

# ALBUQUERQUE PUBLIC SCHOOLS

## **BOARD OF EDUCATION**

PAULA MAES  
President

MIGUEL ACOSTA  
Vice President

BERNA FACIO  
Policy Chair

LEONARD J. DELAYO, JR  
Finance/Audit Chair

MARY LEE MARTIN  
Secretary

ROBERT LUCERO  
District Relations Chair

GORDON ROWE  
Capital Outlay Chair

ELIZABETH EVERITT  
*Superintendent*

SUSIE PECK  
Associate Superintendent

NELINDA VENEGAS  
Associate Superintendent

THOMAS SAVAGE  
*Deputy Superintendent*

## **RESEARCH, DEVELOPMENT AND ACCOUNTABILITY**

930-A Oak Street SE  
Albuquerque, New Mexico 87106  
(505) 848-8710  
[www.rda.aps.edu](http://www.rda.aps.edu)  
Rose-Ann McKernan  
Director

*This annual summary of the district New Mexico High School Competency Exam results, as well as a briefer report, can be obtained at RDA or the APS Community Relations Department.*

## Table of Contents

Executive Summary . . . . .	i
-----------------------------	---

District . . . . .	1
--------------------	---

### High Schools

Albuquerque . . . . .	3
Career Enrichment Center . . . . .	5
Cibola . . . . .	7
Del Norte . . . . .	9
Eldorado . . . . .	11
Evening . . . . .	13
Freedom . . . . .	15
Highland . . . . .	17
La Cueva . . . . .	19
Manzano . . . . .	21
New Futures . . . . .	23
Rio Grande . . . . .	25
Sandia . . . . .	27
School on Wheels . . . . .	29
Sierra . . . . .	31
Valley . . . . .	33
West Mesa . . . . .	35

### Ethnicity

White . . . . .	37
Hispanic . . . . .	39
Black . . . . .	41
Native American . . . . .	43
Asian . . . . .	45



## Executive Summary

Enclosed you will find the three-year (2004-2006) summary of individual school results, ethnicity subgroup results, as well as district results for the New Mexico High School Competency Exam (NMHSCE). The test is traditionally administered each spring to high school 10<sup>th</sup> graders at each of the 11 high schools and 6 alternative schools. The passing score for the past three years is 175 for the multiple-choice tests and 3.0 for the composition.

The results are shown for the general population, as well as the special education students who took the test under standard conditions. Results are not reported for special education students who took the NMHSCE with accommodations.

The tables and graphs on ethnic subgroups are drawn from the general population of 10<sup>th</sup> graders, not special education.

Some district highlights of the summaries follow:

### General Education Students

- Depending upon the subtest, approximately 50 fewer general education 10<sup>th</sup> graders took the NMHSCE in spring 2006 than took it in spring 2005.
- For the district, the percent of general education students who have passed all six subtests decreased 1% this past year (70.4%) compared to last year (71.4%).
- Generally, the percent of students who passed all six subtests from last year to this year increased slightly or stayed the same at seven schools.
- Two schools, Eldorado and La Cueva, had 80% or more of their students pass all six subtests.
- Manzano, Del Norte, and Freedom high schools increased their percentage of students who passed all six subtests by 6% or more over the previous year.
- The difference between the school with the highest percent of 10<sup>th</sup> graders passing all subtests and the school with the lowest percent is about 50%.

<b>Year</b>	<b>Lowest School</b>	<b>Highest School</b>
2006	41.8%	91.1%
2005	43.8%	89.9%
2004	42.7% %	50.8%

- As is usually the case, more students passed the Composition subtest (98%) than any other subtest.

- On a scale of 1.0 to 6.0 with 3.0 and above indicating passing, the mean holistic score for Composition stayed about the same (3.8) as last year. Special Education students who took the standard administration scored a 3.1, on average, which was about what they averaged last year.
- Once again, students have been most successful in Reading (94.8%) and least successful in Social Studies (81.5%) and Science (82.0%).
- Science saw a drop from an 84.7% for the 10<sup>th</sup> grade passing rate last year to 82.0% this year.
- 79.2% of the first sophomore class at the Career Enrichment Center's *Early College Academy* passed all six subtests.

#### Special Education Students

- Depending on the subtest, about 40 more special education students took the test under standard conditions in 2006 than the previous year.
- About the same percentage (23.5%) of Special Education students who took the standard administration as last year passed all six subtests in 2006.

#### Ethnic Subgroups

- Whites (83.9%) and Asians (79.8%) had much higher passing rates on all six subtests than other ethnic groups and the district (70.4%), as a whole.
- Hispanics, Blacks, and Native Americans all had 50-60% passing rates for those who passed all six subtests.

***District***  
**New Mexico High School Competency Examination:**  
**2004-2006 Three-Year Summary**

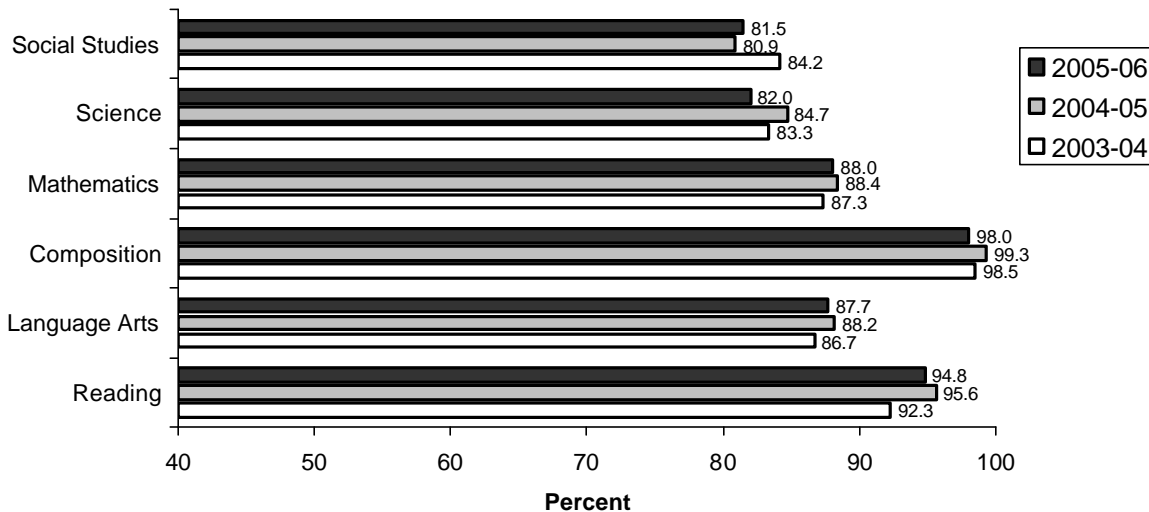
All students in New Mexico public schools must take and pass all six subtests of the High School Competency Examination in order to graduate. Students first take the examination in the 10th grade and may repeat annually any subtest that they fail. Students may repeat subtests up to five years after high school completion with a certificate. For the February 2001 examination, the passing score was raised from 150 to 175 for 10<sup>th</sup> graders and all first-time test takers.

The 10<sup>th</sup> grade scores for the past three years are summarized below. Scores for special education students reported here are only for those who took the standard administration, not an accommodated administration. The district scores are distributed to individual schools so that they can compare their school's scores to the district's scores.

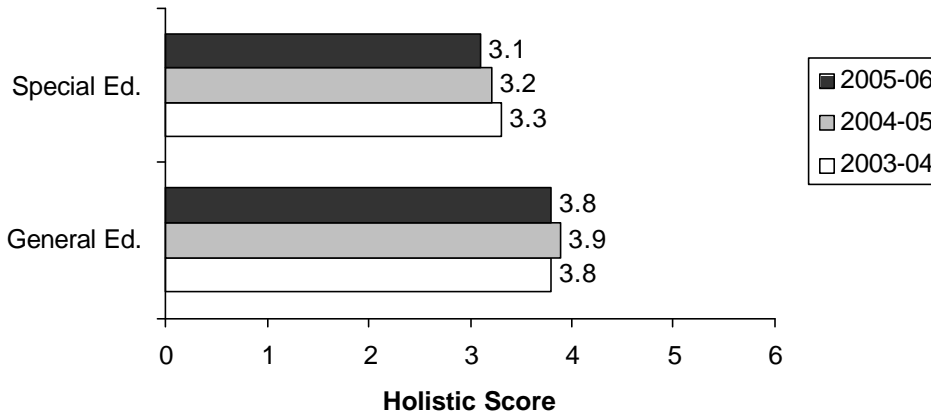
**Number of 10<sup>th</sup> Grade General Education Students Attempting  
and Percent Passing Each Subtest**

Subtest	2003-2004		2004-2005		2005-06	
	# Taking	% Passing	# Taking	% Passing	# Taking	% Passing
Reading	4585	92.3	4620	95.6	4563	94.8
Language Arts	4608	86.7	4638	88.2	4598	87.7
Composition	4522	98.5	4587	99.3	4531	98.0
Mathematics	4601	87.3	4651	88.4	4597	88.0
Science	4599	83.3	4645	84.7	4605	82.0
Social Studies	4568	84.2	4642	80.9	4616	81.5

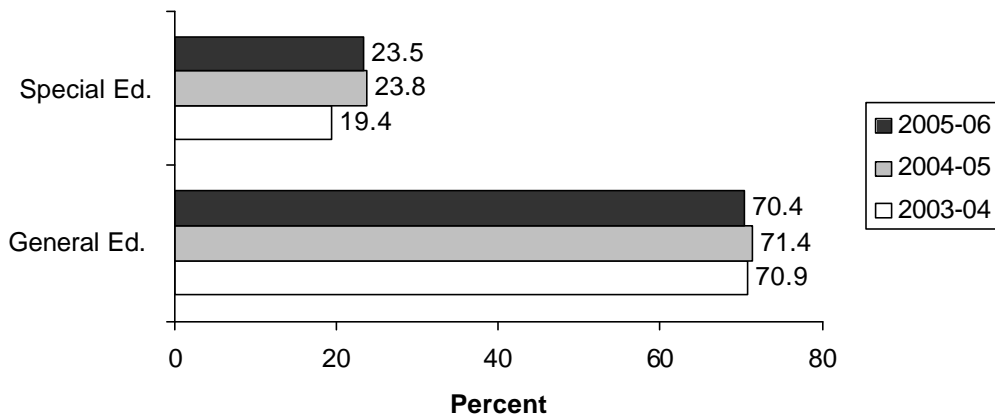
**Percent of 10<sup>th</sup> Grade General Education Students Passing Each Subtest**



### Mean Holistic Score for Composition



### Percent of 10th Grade Students Passing All Subtests



### Number of 10<sup>th</sup> Grade Special Education Students Attempting and Percent Passing Each Subtest

Subtest	2003-2004		2004-2005		2005-06	
	# Taking	% Passing	# Taking	% Passing	# Taking	% Passing
Reading	255	66.7	344	66.9	382	69.1
Language Arts	257	43.2	351	45.9	393	39.4
Composition	248	91.1	333	94.9	357	86.0
Mathematics	255	53.7	347	48.1	384	43.0
Science	257	47.9	344	48.0	388	41.5
Social Studies	252	53.2	338	44.7	383	39.9

# *Albuquerque High*

## New Mexico High School Competency Examination: 2004-2006 Three-Year Summary

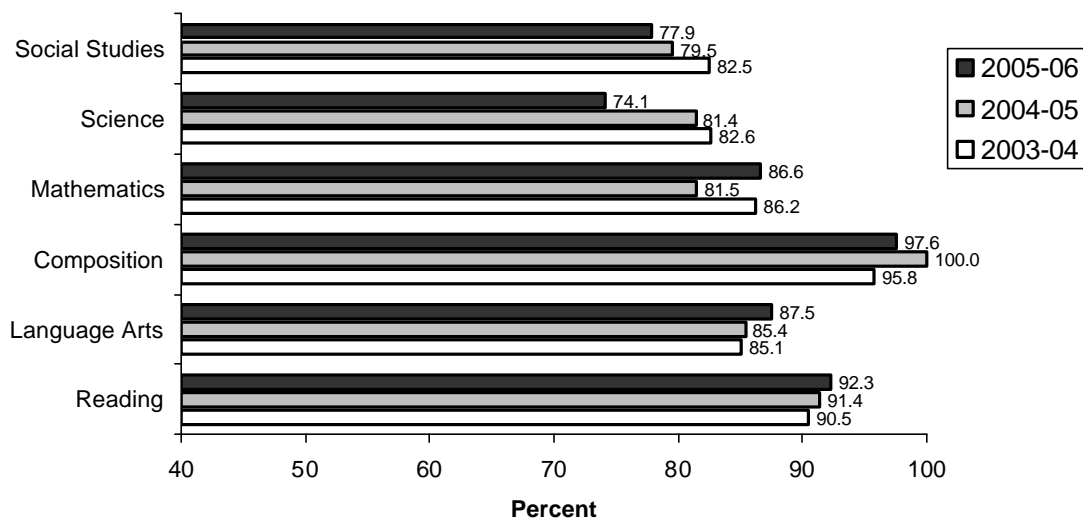
All students in New Mexico public schools must take and pass all six subtests of the High School Competency Examination in order to graduate. Students first take the examination in the 10<sup>th</sup> grade and may repeat annually any subtest that they fail. Students may repeat subtests up to five years after high school completion with a certificate. For the February 2001 examination, the passing score was raised from 150 to 175 for 10<sup>th</sup> graders and all first-time test takers.

The 10<sup>th</sup> grade scores for the past three years are summarized below. Scores for special education students reported here are only for those who took the standard administration, not an accommodated administration.

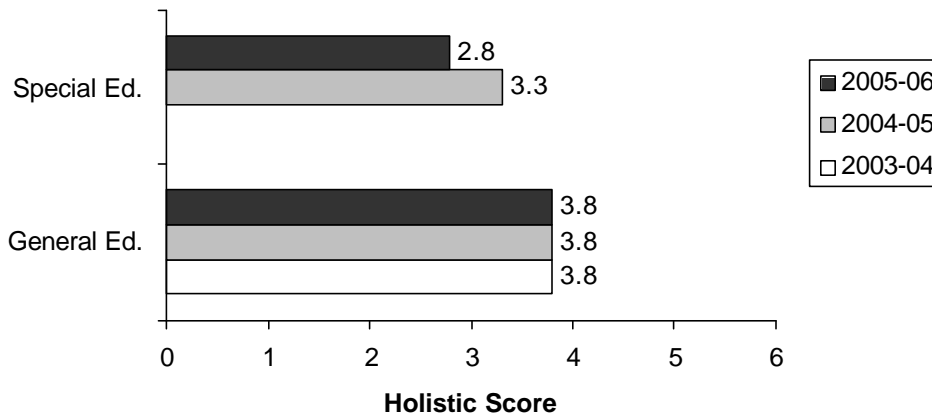
**Number of 10<sup>th</sup> Grade General Education Students Attempting  
and Percent Passing Each Subtest**

Subtest	2003-2004		2004-2005		2005-2006	
	# Taking	% Passing	# Taking	% Passing	# Taking	% Passing
Reading	275	90.5	269	91.4	336	92.3
Language Arts	276	85.1	268	85.4	337	87.5
Composition	261	95.8	262	100	331	97.6
Mathematics	276	86.2	270	81.5	337	86.6
Science	276	82.6	269	81.4	340	74.1
Social Studies	274	82.5	268	79.5	339	77.9

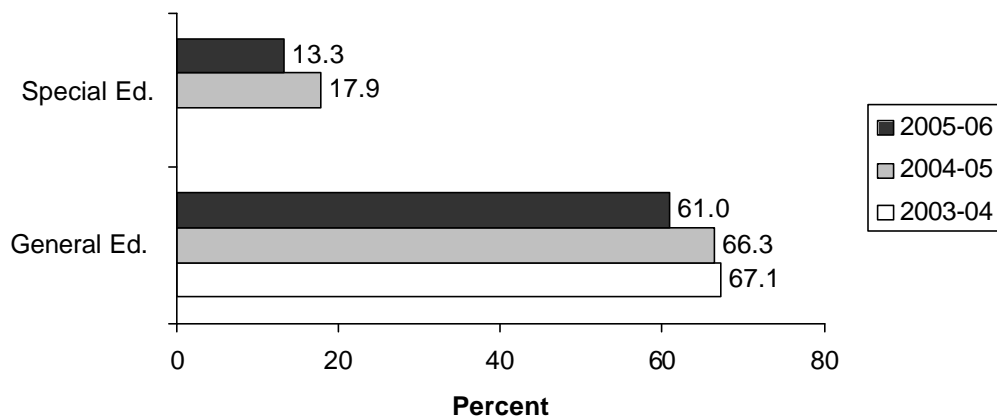
**Percent of 10<sup>th</sup> Grade General Education Students Passing Each Subtest**



### Mean Holistic Score for Composition



### Percent of 10th Grade Students Passing All Subtests



### Number of 10<sup>th</sup> Grade Special Education Students Attempting and Percent Passing Each Subtest

Subtest	2003-2004		2004-2005		2005-2006	
	# Taking	% Passing	# Taking	% Passing	# Taking	% Passing
Reading	1		29	55.2	70	60.0
Language Arts	1		29	44.8	70	25.7
Composition	1		28	96.4	60	73.3
Mathematics	1		29	41.4	70	40.0
Science	1		29	34.5	70	31.4
Social Studies	1		29	44.8	70	32.9

***Career Enrichment Center (Early College Academy)***  
New Mexico High School Competency Examination:  
2004-2006 Three-Year Summary

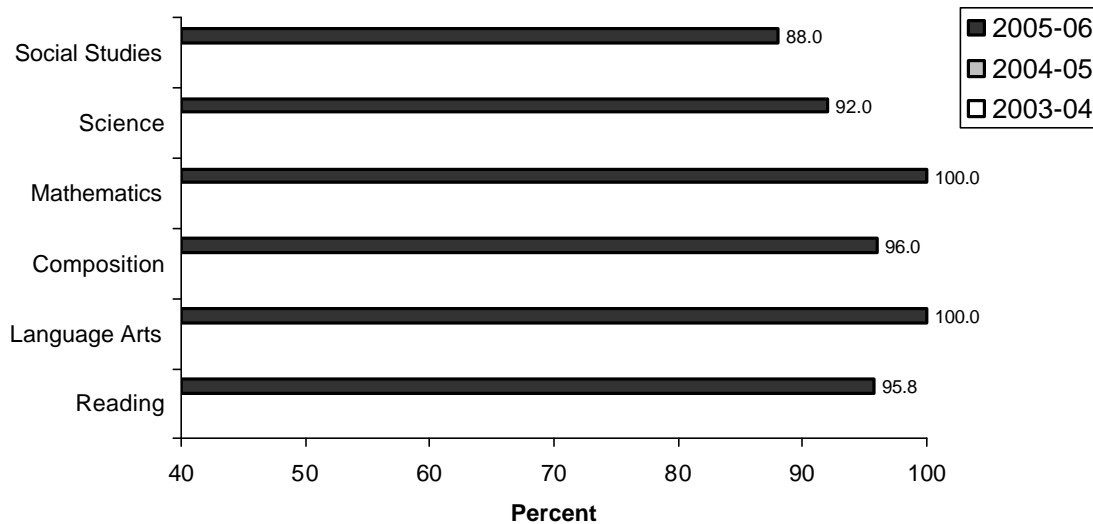
All students in New Mexico public schools must take and pass all six subtests of the High School Competency Examination in order to graduate. Students first take the examination in the 10<sup>th</sup> grade and may repeat annually any subtest that they fail. Students may repeat subtests up to five years after high school completion with a certificate. For the February 2001 exam, the passing score was raised from 150 to 175 for 10<sup>th</sup> graders and all first-time test takers.

The 10<sup>th</sup> grade scores for the past three years are summarized below. Scores for special education students reported here are only for those who took the standard administration, not an accommodated administration.

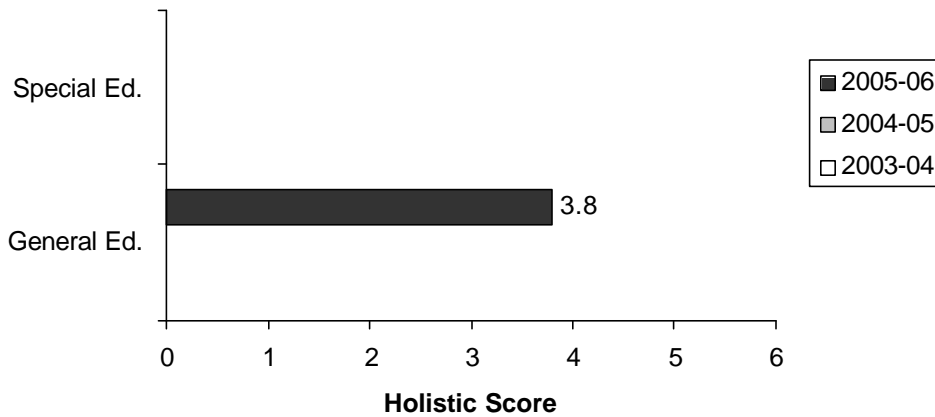
**Number of 10<sup>th</sup> Grade General Education Students Attempting  
and Percent Passing Each Subtest**

Subtest	2003-04		2004-05		2005-2006	
	# Taking	% Passing	# Taking	% Passing	# Taking	% Passing
Reading					24	95.8
Language Arts					24	100.0
Composition					25	96.0
Mathematics					24	100.0
Science					25	92.0
Social Studies					25	88.0

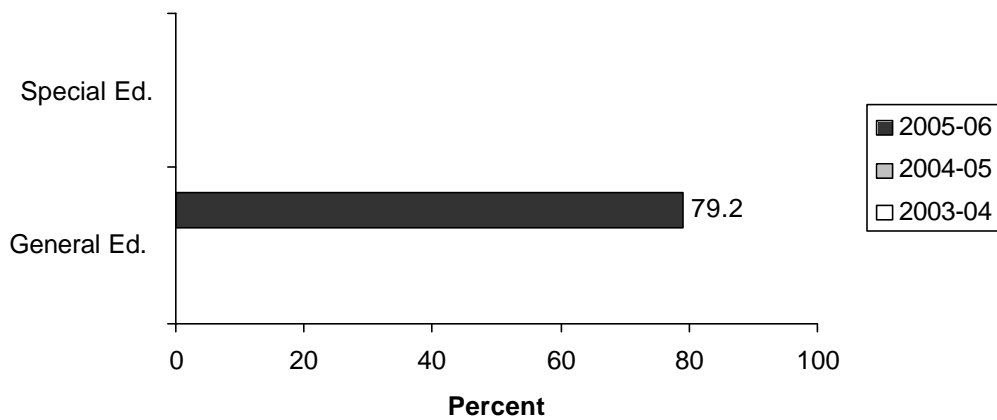
**Percent of 10<sup>th</sup> Grade General Education Students Passing Each Subtest**



### Mean Holistic Score for Composition



### Percent of 10th Grade Students Passing All Subtests



### Number of 10th Grade Special Education Students Attempting and Percent Passing Each Subtest

Subtest					2005-2006	
	# Taking	% Passing	# Taking	% Passing	# Taking	% Passing
Reading					0	
Language Arts					0	
Composition					0	
Mathematics					0	
Science					0	
Social Studies					0	

# *Cibola High*

## New Mexico High School Competency Examination: 2004-2006 High Three-Year Summary

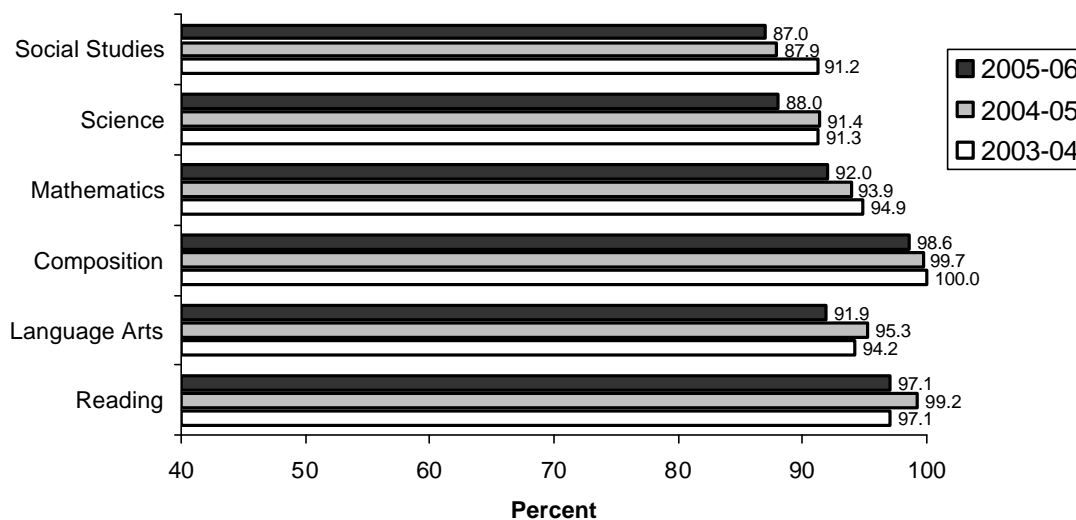
All students in New Mexico public schools must take and pass all six subtests of the High School Competency Examination in order to graduate. Students first take the examination in the 10<sup>th</sup> grade and may repeat annually any subtest that they fail. Students may repeat subtests up to five years after high school completion with a certificate. For the February 2001 examination, the passing score was raised from 150 to 175 for 10<sup>th</sup> graders and all first-time test takers.

The 10<sup>th</sup> grade scores for the past three years are summarized below. Scores for special education students reported here are only for those who took the standard administration, not an accommodated administration.

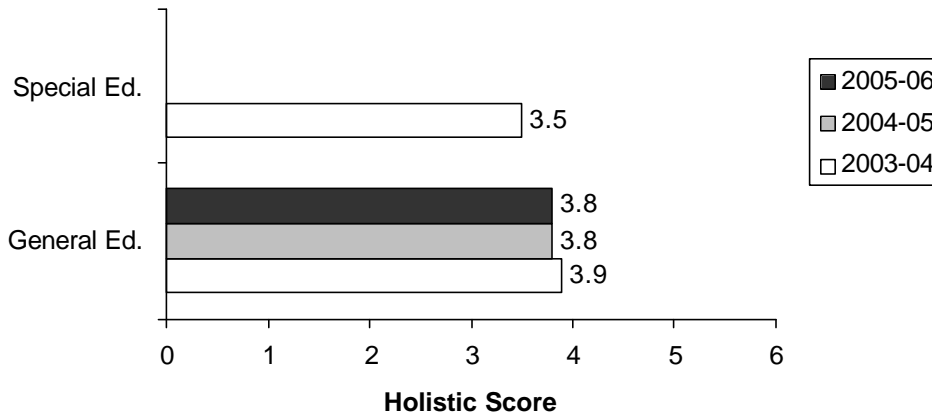
**Number of 10<sup>th</sup> Grade General Education Students Attempting  
and Percent Passing Each Subtest**

Subtest	2003-2004		2004-2005		2005-2006	
	# Taking	% Passing	# Taking	% Passing	# Taking	% Passing
Reading	589	97.1	638	99.2	627	97.1
Language Arts	589	94.2	638	95.3	626	91.9
Composition	589	100	639	99.7	626	98.6
Mathematics	589	94.9	638	93.9	627	92.0
Science	589	91.3	637	91.4	627	88.0
Social Studies	589	91.2	637	87.9	625	87.0

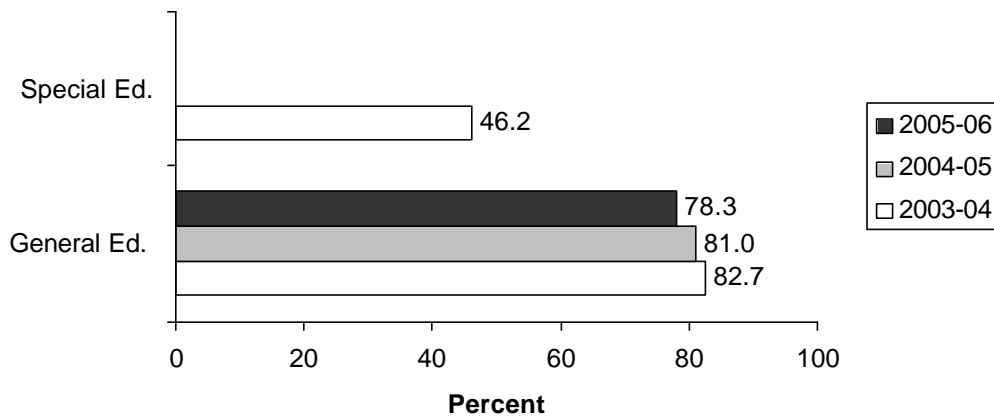
**Percent of 10th Grade General Education Students Passing Each Subtest**



### Mean Holistic Score for Composition



### Percent of 10th Grade Students Passing All Subtests



### Number of 10<sup>th</sup> Grade Special Education Students Attempting and Percent Passing Each Subtest

Subtest	2003-2004		2004-2005		2005-2006	
	# Taking	% Passing	# Taking	% Passing	# Taking	% Passing
Reading	13	92.3	1		1	
Language Arts	13	69.2	2		1	
Composition	13	100	1		1	
Mathematics	13	76.9	2		1	
Science	13	76.9	1		1	
Social Studies	13	76.9	1		1	

# *Del Norte High*

## New Mexico High School Competency Examination: 2004-2006 Three-Year Summary

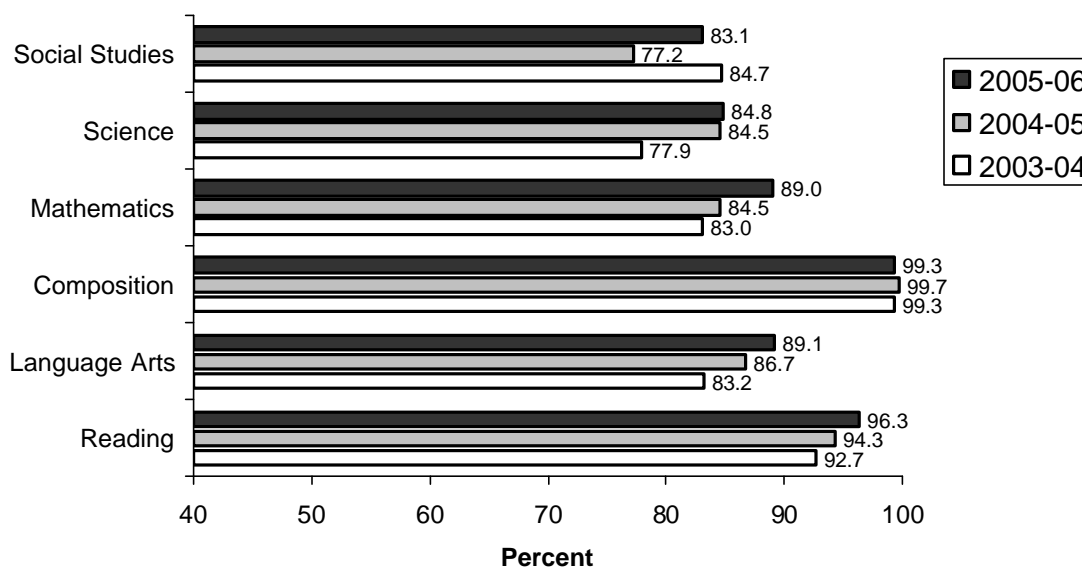
All students in New Mexico public schools must take and pass all six subtests of the High School Competency Examination in order to graduate. Students first take the examination in the 10<sup>th</sup> grade and may repeat annually any subtest that they fail. Students may repeat subtests up to five years after high school completion with a certificate. For the February 2001 examination, the passing score was raised from 150 to 175 for 10<sup>th</sup> graders and all first-time test takers.

The 10<sup>th</sup> grade scores for the past three years are summarized below. Scores for special education students reported here are only for those who took the standard administration, not an accommodated administration.

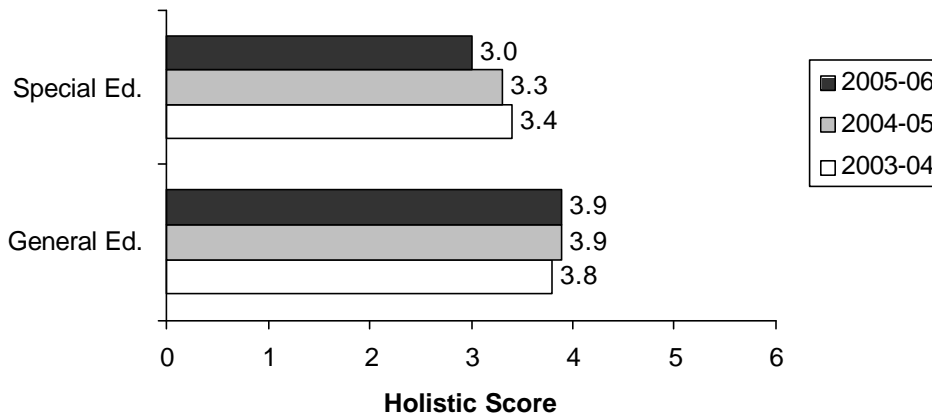
**Number of 10<sup>th</sup> Grade General Education Students Attempting and Percent Passing Each Subtest**

Subtest	2003-2004		2004-2005		2005-2006	
	# Taking	% Passing	# Taking	% Passing	# Taking	% Passing
Reading	289	92.7	297	94.3	273	96.3
Language Arts	291	83.2	300	86.7	275	89.1
Composition	290	99.3	294	99.7	267	99.3
Mathematics	288	83.0	303	84.5	281	89.0
Science	290	77.9	304	84.5	277	84.8
Social Studies	288	84.7	303	77.2	278	83.1

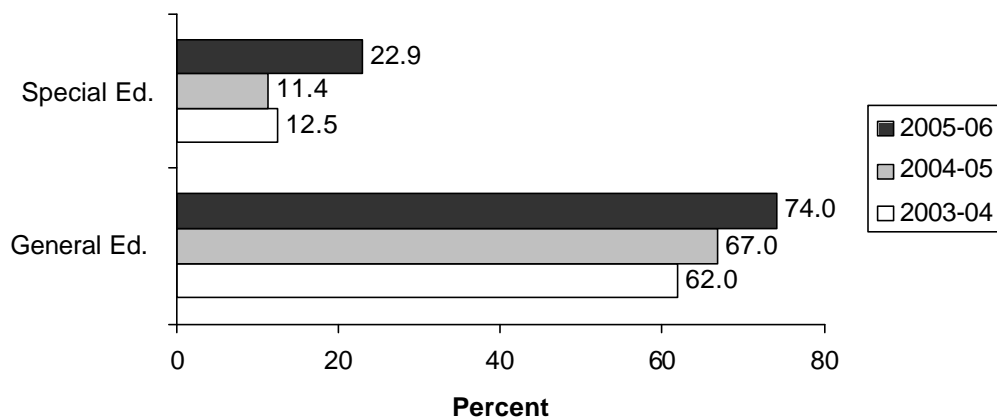
**Percent of 10<sup>th</sup> Grade General Education Students Passing Each Subtest**



### Mean Holistic Score for Composition



### Percent of 10th Grade Students Passing All Subtests



### Number of 10<sup>th</sup> Grade Special Education Students Attempting and Percent Passing Each Subtest

Subtest	2003-2004		2004-2005		2005-2006	
	# Taking	% Passing	# Taking	% Passing	# Taking	% Passing
Reading	43	79.1	45	57.8	37	70.3
Language Arts	44	31.8	49	38.8	38	36.8
Composition	41	92.7	44	95.5	36	86.1
Mathematics	45	46.7	47	40.4	37	40.5
Science	45	51.1	47	46.8	38	50.0
Social Studies	45	46.7	47	34.0	37	43.2

# *Eldorado High*

## New Mexico High School Competency Examination: 2004-2006 Three-Year Summary

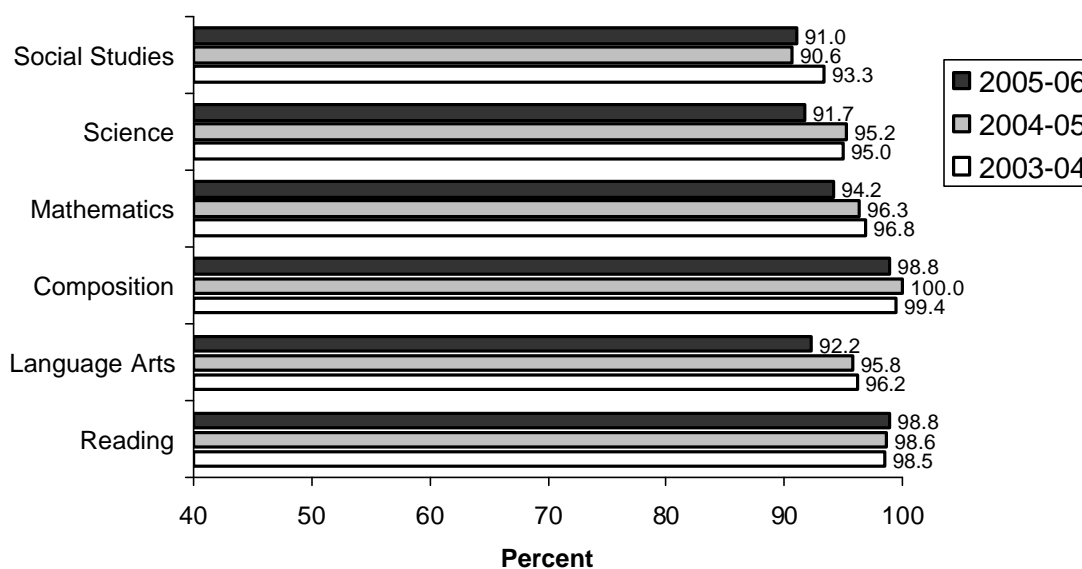
All students in New Mexico public schools must take and pass all six subtests of the High School Competency Examination in order to graduate. Students first take the examination in the 10<sup>th</sup> grade and may repeat annually any subtest that they fail. Students may repeat subtests up to five years after high school completion with a certificate. For the February 2001 exam, the passing score was raised from 150 to 175 for 10<sup>th</sup> graders and all first-time test takers.

The 10<sup>th</sup> grade scores for the past three years are summarized below. Scores for special education students reported here are only for those who took the standard administration, not an accommodated administration.

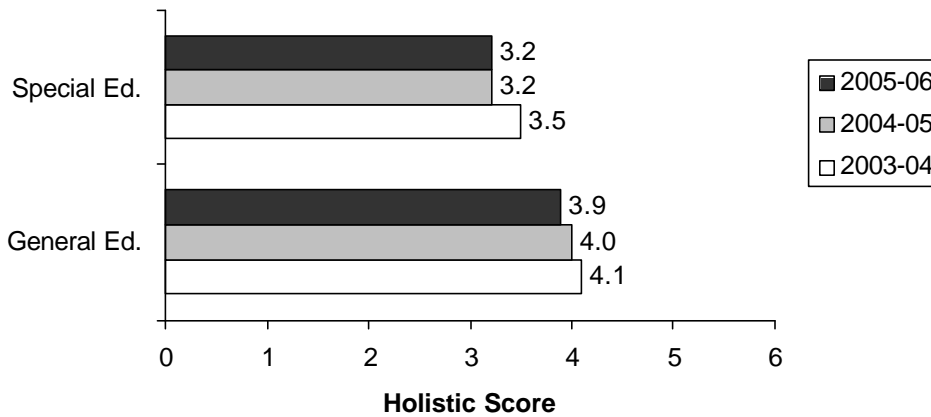
**Number of 10<sup>th</sup> Grade General Education Students Attempting and Percent Passing Each Subtest**

Subtest	2003-2004		2004-2005		2005-2006	
	# Taking	% Passing	# Taking	% Passing	# Taking	% Passing
Reading	476	98.5	518	98.6	501	98.8
Language Arts	476	96.2	520	95.8	510	92.2
Composition	476	99.4	517	100	500	98.8
Mathematics	475	96.8	518	96.3	504	94.2
Science	476	95.0	521	95.2	504	91.7
Social Studies	476	93.3	522	90.6	511	91.0

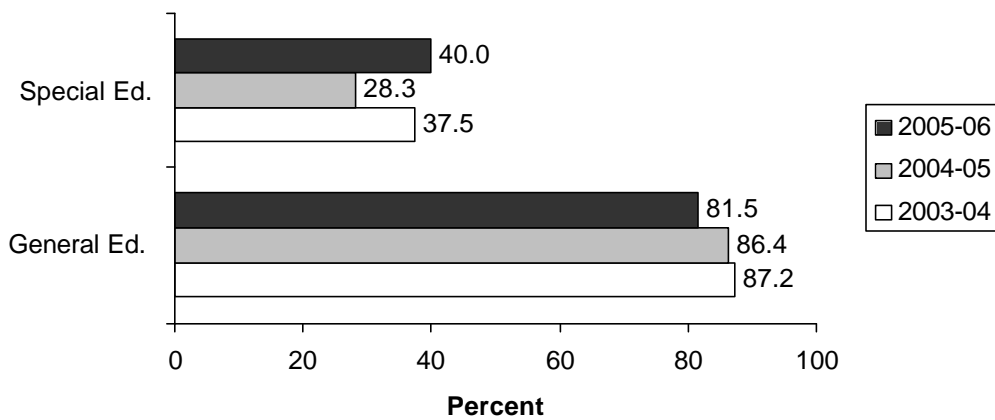
**Percent of 10<sup>th</sup> Grade General Education Students Passing Each Subtest**



### Mean Holistic Score for Composition



### Percent of 10th Grade Students Passing All Subtests



### Number of 10<sup>th</sup> Grade Special Education Students Attempting and Percent Passing Each Subtest

Subtest	2003-2004		2004-2005		2005-2006	
	# Taking	% Passing	# Taking	% Passing	# Taking	% Passing
Reading	49	75.5	48	79.2	20	85.0
Language Arts	49	65.3	50	52.0	21	61.9
Composition	48	97.9	46	97.8	20	90.0
Mathematics	49	65.3	48	60.4	20	60.0
Science	49	67.3	49	59.2	21	66.7
Social Studies	49	63.3	49	59.2	21	52.4

## *Evening High*

### New Mexico High School Competency Examination: 2004-2006 Three Year Summary

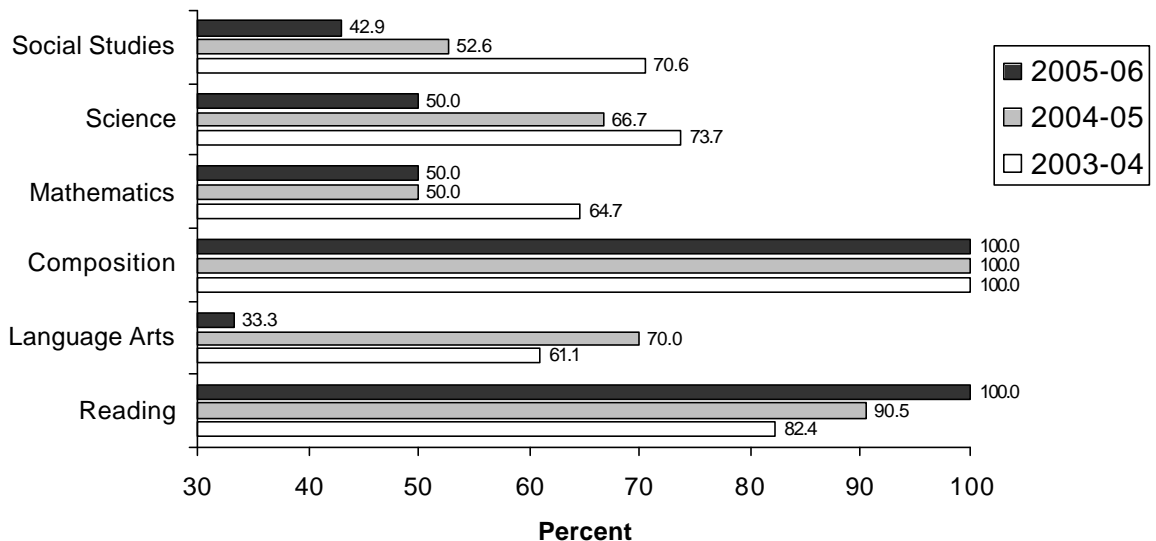
All students in New Mexico public schools must take and pass all six subtests of the High School Competency Examination in order to graduate. Students first take the examination in the 10th grade and may repeat annually any subtest that they fail. Students may repeat subtests up to five years after high school completion with a certificate. For the February 2001 examination, the passing score was raised from 150 to 175 for 10<sup>th</sup> graders and all first-time test takers.

The 10<sup>th</sup> grade scores for the past three years are summarized below. Scores for special education students reported here are only for those who took the standard administration, not an accommodated administration.

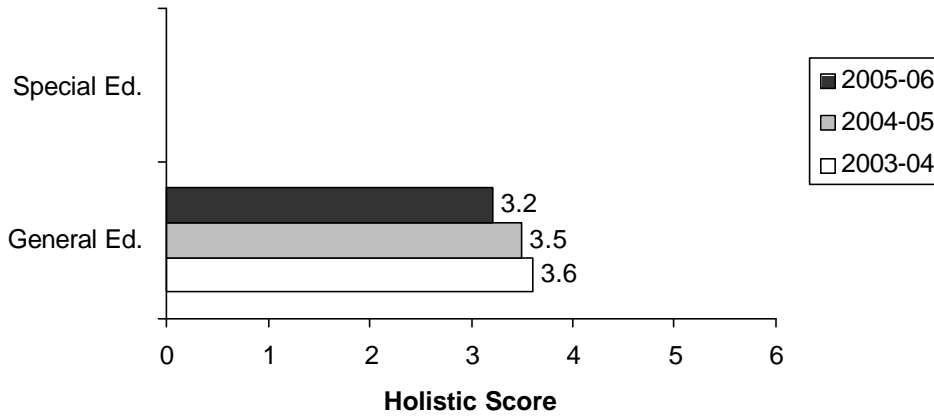
**Number of 10th Grade General Education Students Attempting  
and Percent Passing Each Subtest**

Subtest	2003-2004		2004-2005		2005-2006	
	# Taking	% Passing	# Taking	% Passing	# Taking	% Passing
Reading	17	82.4	21	90.5	6	100.0
Language Arts	18	61.1	20	70.0	6	33.3
Composition	16	100	18	100	6	100.0
Mathematics	17	64.7	20	50.0	6	50.0
Science	19	73.7	18	66.7	6	50.0
Social Studies	17	70.6	19	52.6	7	42.9

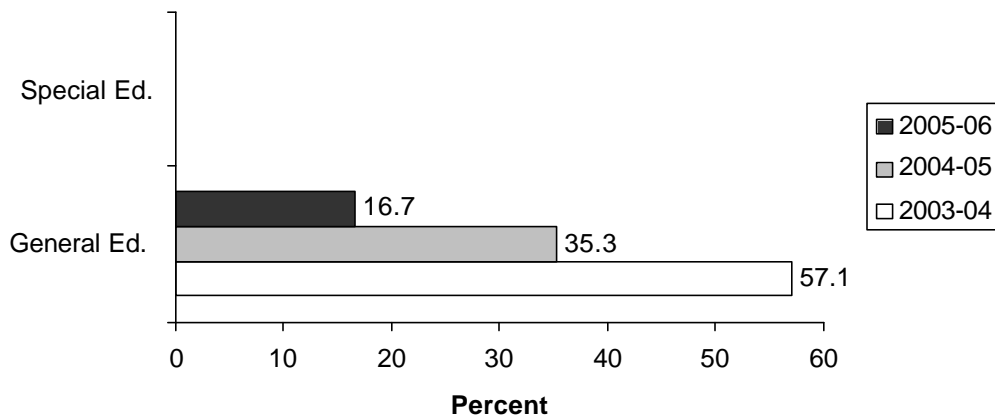
**Percent of 10<sup>th</sup> Grade General Education Students Passing Each Subtest**



### Mean Holistic Score for Composition



### Percent of 10th Grade Students Passing All Subtests



### Number of 10th Grade Special Education Students Attempting and Percent Passing Each Subtest

Subtest	2003-2004		2004-2005		2005-2006	
	# Taking	% Passing	# Taking	% Passing	# Taking	% Passing
Reading	0		0		1	
Language Arts	0		0		1	
Composition	0		0		1	
Mathematics	0		0		1	
Science	0		0		1	
Social Studies	0		0		1	

# *Freedom High*

## New Mexico High School Competency Examination: 2004-2006 Three-Year Summary

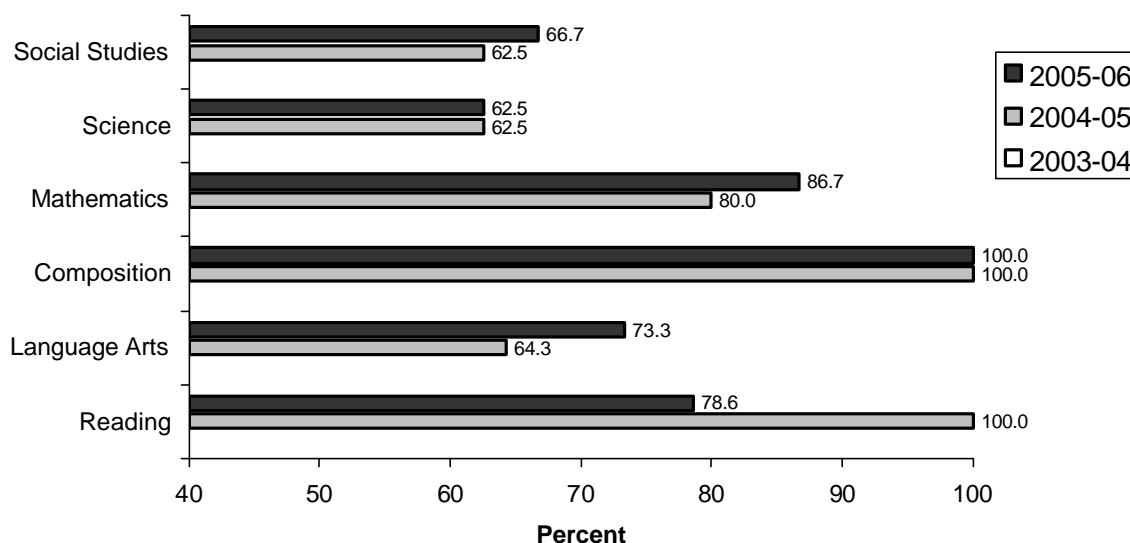
All students in New Mexico public schools must take and pass all six subtests of the High School Competency Examination in order to graduate. Students first take the examination in the 10th grade and may repeat annually any subtest that they fail. Students may repeat subtests up to five years after high school completion with a certificate. For the February 2001 examination, the passing score was raised from 150 to 175 for 10<sup>th</sup> graders and all first-time test takers.

The 10<sup>th</sup> grade scores for the past three years are summarized below. Scores for special education students reported here are only for those who took the standard administration, not an accommodated administration.

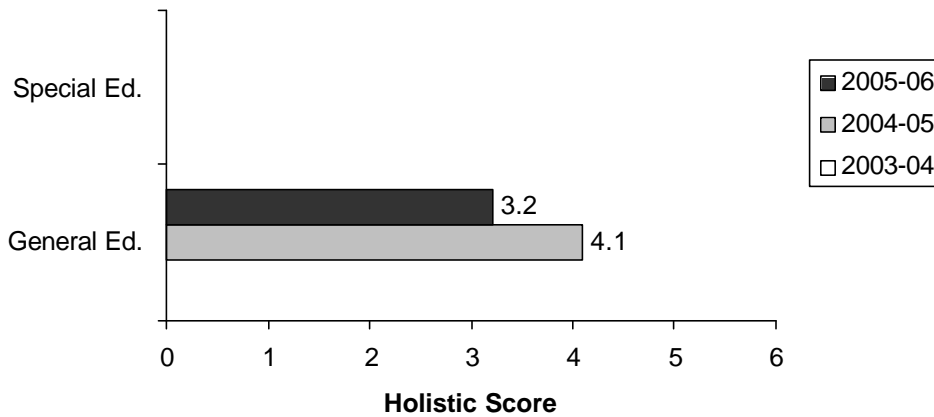
**Number of 10th Grade General Education Students Attempting  
and Percent Passing Each Subtest**

Subtest	2003-2004		2004-2005		2005-2006	
	# Taking	% Passing	# Taking	% Passing	# Taking	% Passing
Reading	0		14	100	14	78.6
Language Arts	0		14	64.3	15	73.3
Composition	0		14	100	9	100.0
Mathematics	0		15	80.0	15	86.7
Science	1		16	62.5	16	62.5
Social Studies	1		16	62.5	15	66.7

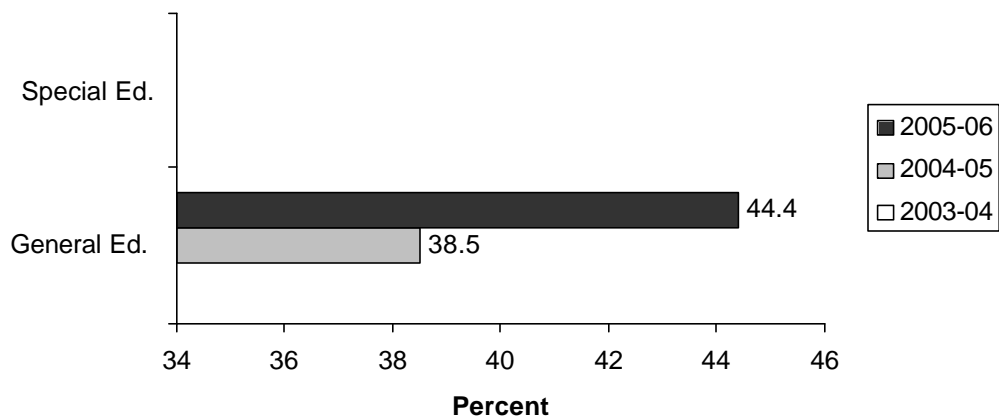
**Percent of 10<sup>th</sup> Grade General Education Students Passing Each Subtest**



### Mean Holistic Score for Composition



### Percent of 10th Grade Students Passing All Subtests



### Number of 10th Grade Special Education Students Attempting and Percent Passing Each Subtest

Subtest	2003-2004		2004-2005		2005-2006	
	# Taking	% Passing	# Taking	% Passing	# Taking	% Passing
Reading	0		0		0	
Language Arts	0		0		0	
Composition	0		0		0	
Mathematics	0		0		0	
Science	0		0		0	
Social Studies	0		0		0	

# *Highland High*

## New Mexico High School Competency Examination: 2004-2006 Three-Year Summary

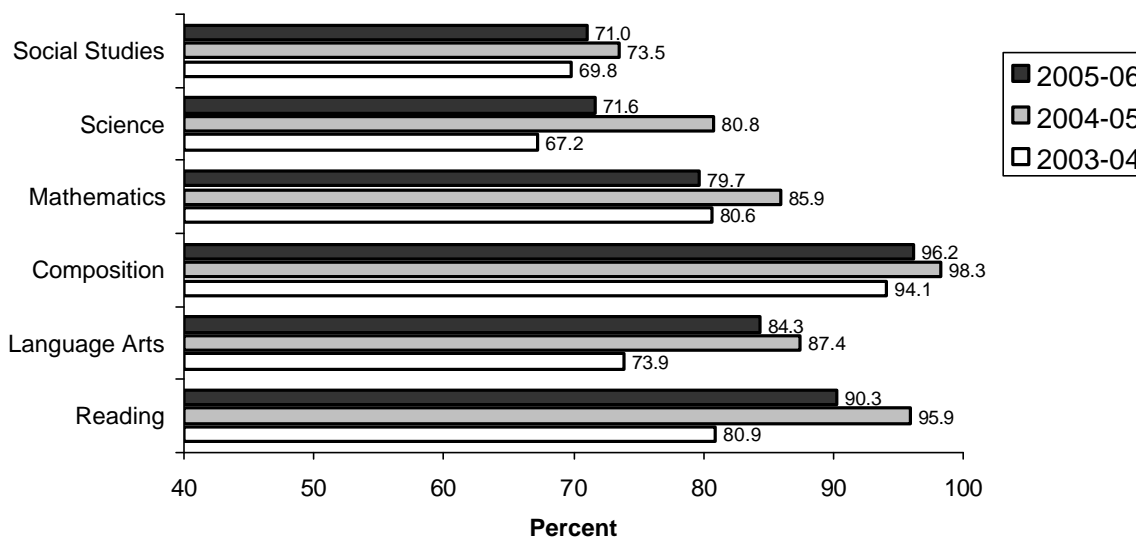
All students in New Mexico public schools must take and pass all six subtests of the High School Competency Examination in order to graduate. Students first take the examination in the 10th grade and may repeat annually any subtest that they fail. Students may repeat subtests up to five years after high school completion with a certificate. For the February 2001 examination, the passing score was raised from 150 to 175 for 10<sup>th</sup> graders and all first-time test takers.

The 10<sup>th</sup> grade scores for the past three years are summarized below. Scores for special education students reported here are only for those who took the standard administration, not an accommodated administration.

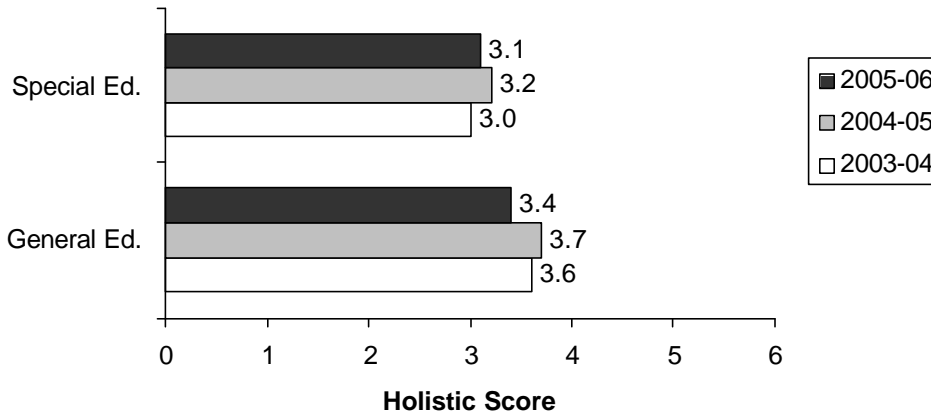
**Number of 10<sup>th</sup> Grade General Education Students Attempting  
and Percent Passing Each NMHSCE Subtest**

Subtest	2003-2004		2004-2005		2005-2006	
	# Taking	% Passing	# Taking	% Passing	# Taking	% Passing
Reading	377	80.9	293	95.9	298	90.3
Language Arts	383	73.9	293	87.4	300	84.3
Composition	370	94.1	292	98.3	290	96.2
Mathematics	381	80.6	291	85.9	300	79.7
Science	381	67.2	291	80.8	299	71.6
Social Studies	378	69.8	291	73.5	300	71.0

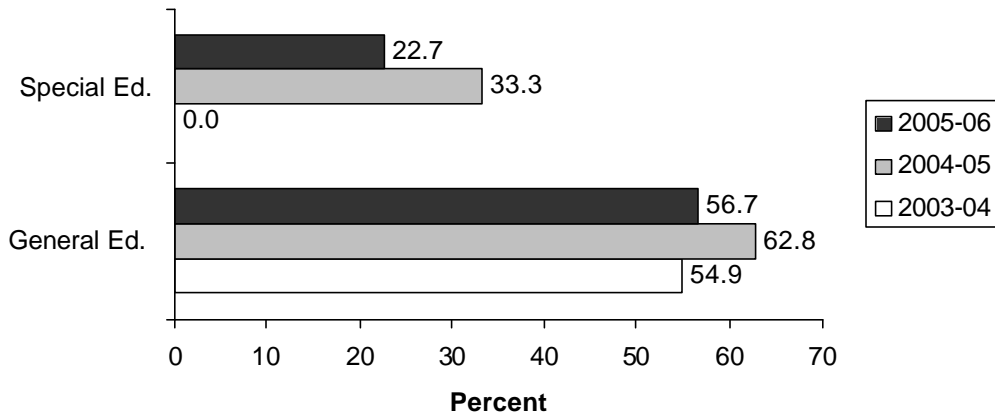
**Percent of 10<sup>th</sup> Grade General Education Students Passing Each NMHSCE Subtest**



### Mean Holistic Score for Composition



### Percent of 10th Grade Students Passing All Subtests



### Number of 10<sup>th</sup> Grade Special Education Students Attempting and Percent Passing Each Subtest

Subtest	2003-2004		2004-2005		2005-2006	
	# Taking	% Passing	# Taking	% Passing	# Taking	% Passing
Reading	14	28.6	13	61.5	24	75.0
Language Arts	14	14.3	13	46.2	24	33.3
Composition	14	85.7	13	92.3	22	90.9
Mathematics	14	21.4	12	33.3	24	37.5
Science	14	0.0	12	58.3	24	29.2
Social Studies	14	42.9	12	41.7	23	43.5

# *La Cueva High*

## New Mexico High School Competency Examination: 2004-2006 Three Year Summary

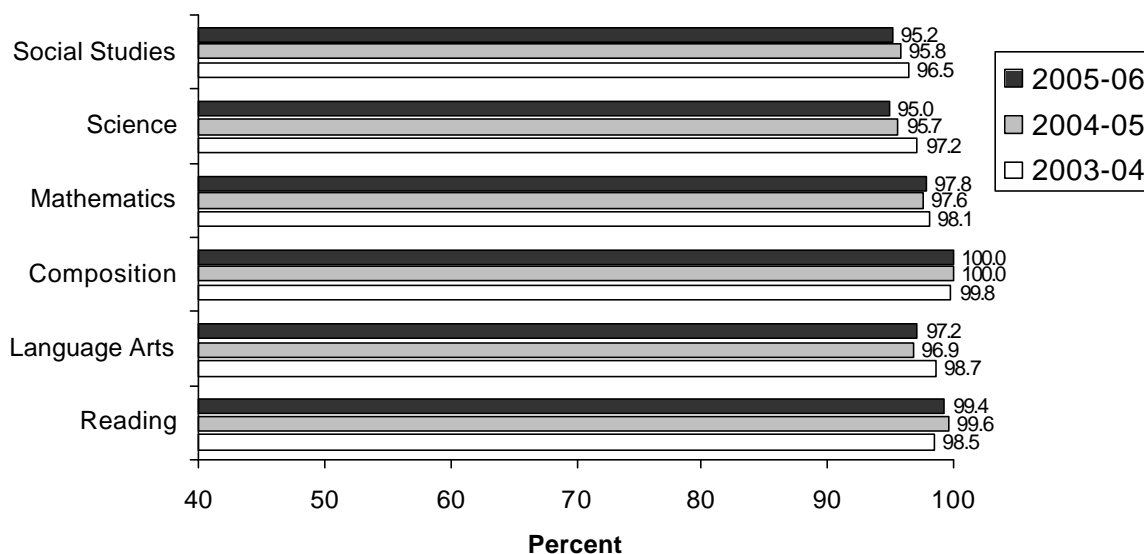
All students in New Mexico public schools must take and pass all six subtests of the High School Competency Examination in order to graduate. Students first take the examination in the 10<sup>th</sup> grade and may repeat annually any subtest that they fail. Students may repeat subtests up to five years after high school completion with a certificate. For the February 2001 examination, the passing score was raised from 150 to 175 for 10<sup>th</sup> graders and all first-time test takers.

The 10<sup>th</sup> grade scores for the past three years are summarized below. Scores for special education students reported here are only for those who took the standard administration, not an accommodated administration.

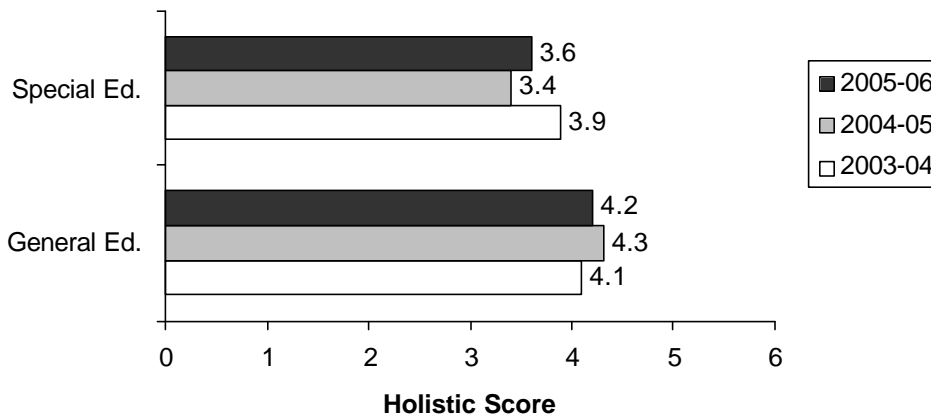
**Number of 10<sup>th</sup> Grade General Education Students Attempting  
and Percent Passing Each Subtest**

Subtest	2003-2004		2004-2005		2005-2006	
	# Taking	% Passing	# Taking	% Passing	# Taking	% Passing
Reading	463	98.5	553	99.6	495	99.4
Language Arts	463	98.7	553	96.9	495	97.2
Composition	463	99.8	553	100	496	100.0
Mathematics	463	98.1	553	97.6	495	97.8
Science	463	97.2	553	95.7	498	95.0
Social Studies	463	96.5	552	95.8	496	95.2

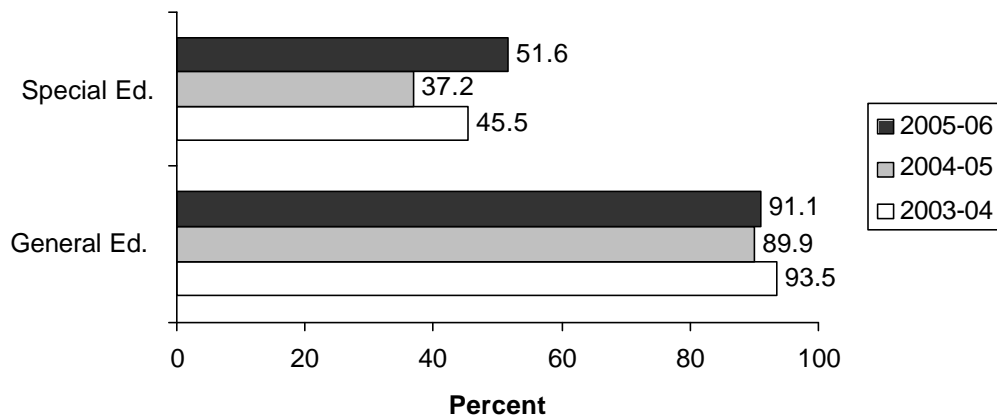
**Percent of 10<sup>th</sup> Grade General Education Students Passing Each Subtest**



### Mean Holistic Score for Composition



### Percent of 10th Grade Students Passing All Subtests



### Number of 10<sup>th</sup> Grade Special Education Students Attempting and Percent Passing Each Subtest

Subtest	2003-2004		2004-2005		2005-2006	
	# Taking	% Passing	# Taking	% Passing	# Taking	% Passing
Reading	11	100	44	79.5	32	81.3
Language Arts	11	72.7	44	63.6	32	75.0
Composition	11	100	43	90.7	33	90.9
Mathematics	11	72.7	43	61.4	32	75.0
Science	11	63.6	44	65.9	32	71.9
Social Studies	11	81.8	44	50.0	32	62.5

# *Manzano High*

## New Mexico High School Competency Examination: 2004-2006 Three Year Summary

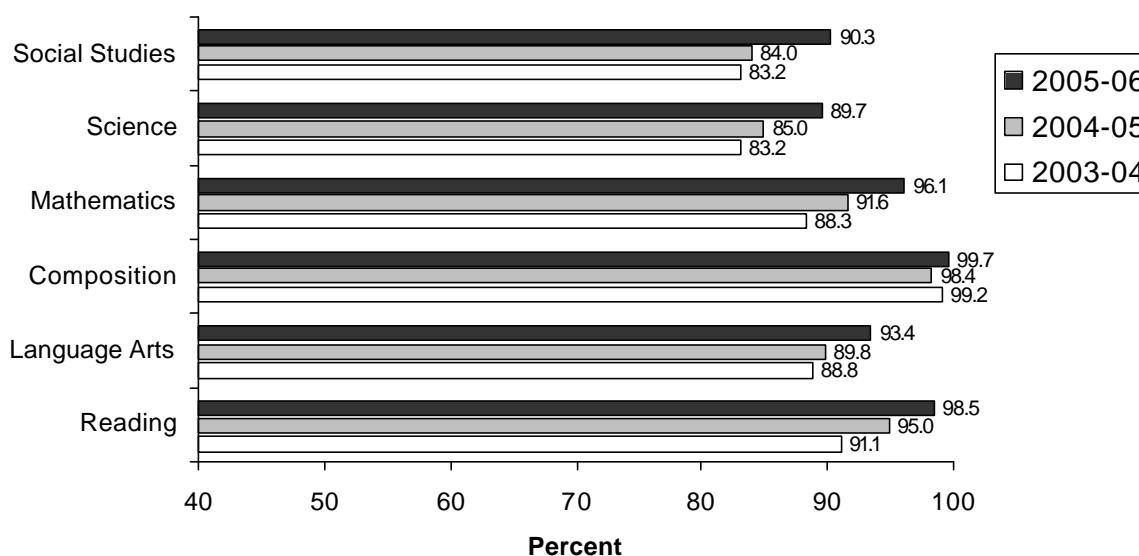
All students in New Mexico public schools must take and pass all six subtests of the High School Competency Examination in order to graduate. Students first take the examination in the 10th grade and may repeat annually any subtest that they fail. Students may repeat subtests up to five years after high school completion with a certificate. For the February 2001 examination, the passing score was raised from 150 to 175 for 10<sup>th</sup> graders and all first-time test takers.

The 10<sup>th</sup> grade scores for the past three years are summarized below. Scores for special education students reported here are only for those who took the standard administration, not an accommodated administration.

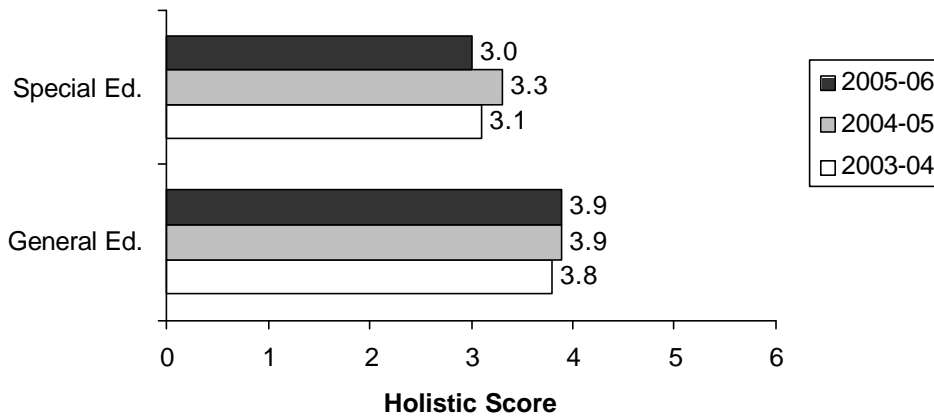
**Number of 10th Grade General Education Students Attempting  
and Percent Passing Each Subtest**

Subtest	2003-004		2004-2005		20052006	
	# Taking	% Passing	# Taking	% Passing	# Taking	% Passing
Reading	383	91.1	381	95.0	330	98.5
Language Arts	383	88.8	384	89.8	333	93.4
Composition	381	99.2	382	98.4	329	99.7
Mathematics	383	88.3	382	91.6	331	96.1
Science	382	83.2	381	85.0	331	89.7
Social Studies	381	83.2	382	84.0	331	90.3

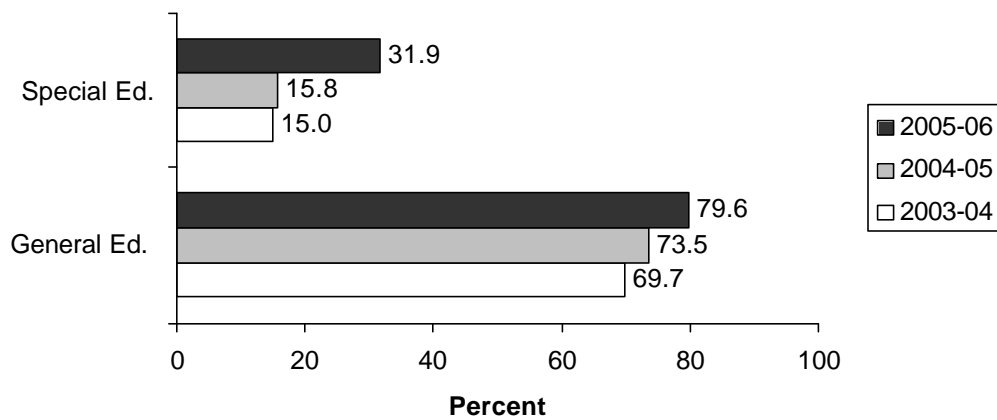
**Percent of 10<sup>th</sup> Grade General Education Students Passing Each Subtest**



### Mean Holistic Score for Composition



### Percent of 10th Grade Students Passing All Subtests



### Number of 10th Grade Special Education Students Attempting and Percent Passing Each Subtest

Subtest	2003-2004		2004-2005		2005-2006	
	# Taking	% Passing	# Taking	% Passing	# Taking	% Passing
Reading	66	66.7	57	59.6	75	74.7
Language Arts	65	40.0	57	38.6	76	55.3
Composition	62	88.7	57	98.2	72	87.5
Mathematics	64	59.4	58	46.6	75	52.0
Science	65	47.7	58	34.5	76	47.4
Social Studies	64	42.2	57	31.6	76	43.4

# *New Futures*

## New Mexico High School Competency Examination: 2004-2006 Three-Year Summary

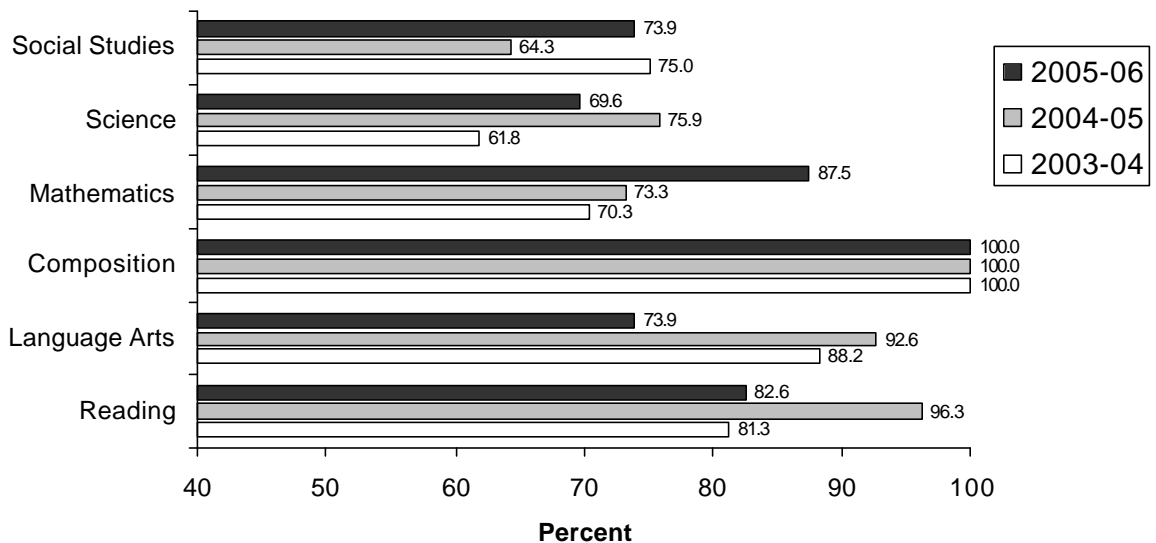
All students in New Mexico public schools must take and pass all six subtests of the High School Competency Examination in order to graduate. Students first take the examination in the 10th grade and may repeat annually any subtest that they fail. Students may repeat subtests up to five years after high school completion with a certificate. For the February 2001 examination, the passing score was raised from 150 to 175 for 10<sup>th</sup> graders and all first-time test takers.

The 10<sup>th</sup> grade scores for the past three years are summarized below. Scores for special education students reported here are only for those who took the standard administration, not an accommodated administration.

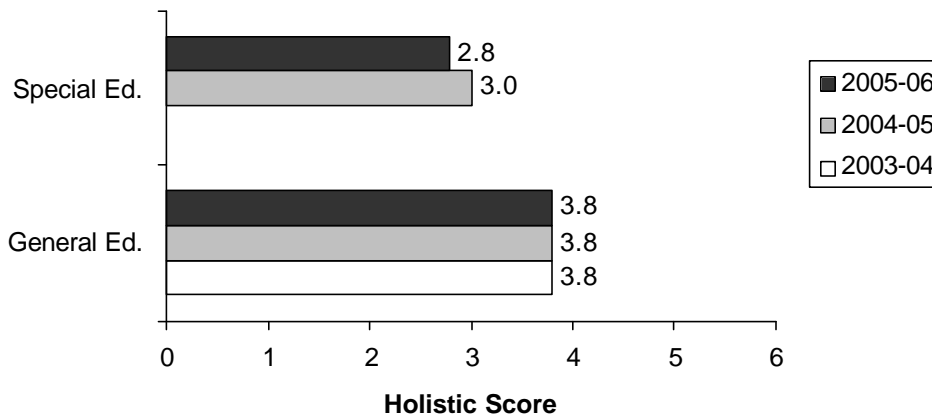
**Number of 10th Grade General Education Students Attempting  
and Percent Passing Each Subtest**

Subtest	2003-2004		2004-2005		2005-2006	
	# Taking	% Passing	# Taking	% Passing	# Taking	% Passing
Reading	32	81.3	27	96.3	23	82.6
Language Arts	34	88.2	27	92.6	23	73.9
Composition	31	100	25	100	22	100.0
Mathematics	37	70.3	30	73.3	24	87.5
Science	34	61.8	29	75.9	23	69.6
Social Studies	32	75.0	28	64.3	23	73.9

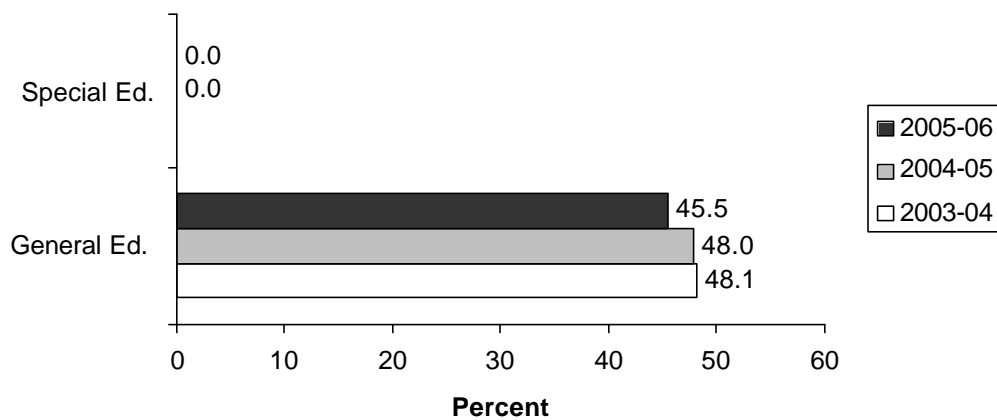
**Percent of 10<sup>th</sup> Grade General Education Students Passing Each Subtest**



### Mean Holistic Score for Composition



### Percent of 10th Grade Students Passing All Subtests



### Number of 10th Grade Special Education Students Attempting and Percent Passing Each Subtest

Subtest	2003-2004		2004-2005		2005-2006	
	# Taking	% Passing	# Taking	% Passing	# Taking	% Passing
Reading	0		6	33.3	13	53.8
Language Arts	0		6	0	13	38.5
Composition	0		5	80.0	13	92.3
Mathematics	0		6	0	13	7.7
Science	0		6	16.7	14	14.3
Social Studies	0		6	16.7	14	28.6

# *Rio Grande High*

## New Mexico High School Competency Examination: 2004-2006 Three-Year Summary

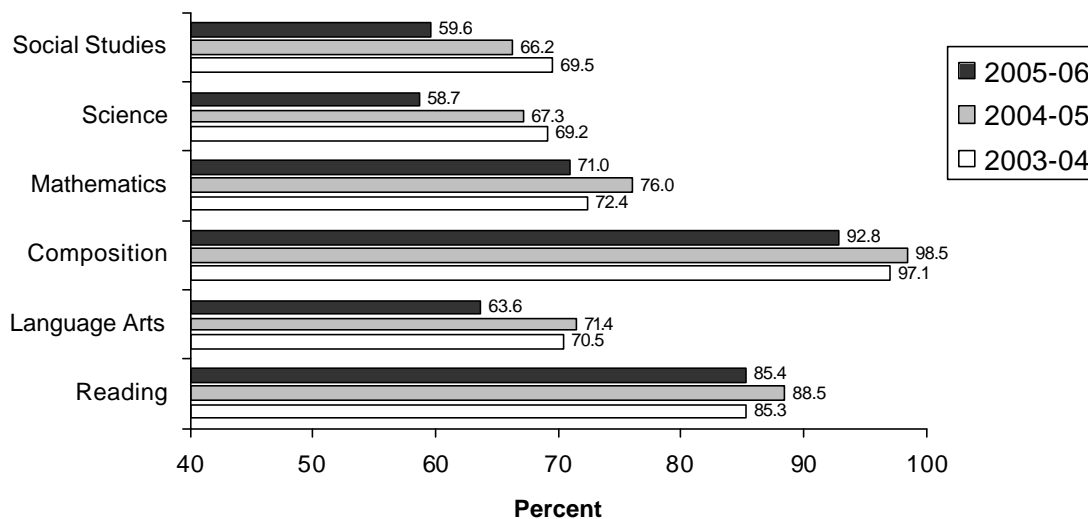
All students in New Mexico public schools must take and pass all six subtests of the High School Competency Examination in order to graduate. Students first take the examination in the 10<sup>th</sup> grade and may repeat annually any subtest that they fail. Students may repeat subtests up to five years after high school completion with a certificate. For the February 2001 exam, the passing score was raised from 150 to 175 for 10<sup>th</sup> graders and all first-time test takers.

The 10<sup>th</sup> grade scores for the past three years are summarized below. Scores for special education students reported here are only for those who took the standard administration, not an accommodated administration.

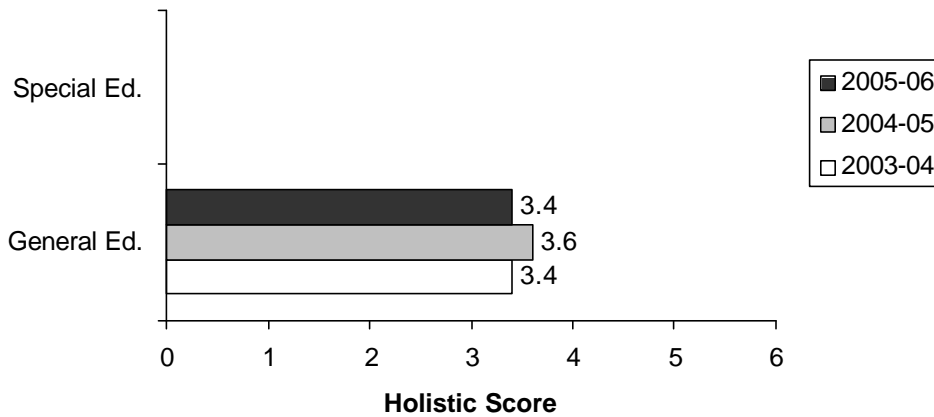
**Number of 10th Grade General Education Students Attempting  
and Percent Passing Each Subtest**

Subtest	2003-2004		2004-2005		2005-2006	
	# Taking	% Passing	# Taking	% Passing	# Taking	% Passing
Reading	319	85.3	261	88.5	335	85.4
Language Arts	322	70.5	262	71.4	327	63.6
Composition	307	97.1	261	98.5	332	92.8
Mathematics	319	72.4	262	76.0	335	71.0
Science	318	69.2	260	67.3	334	58.7
Social Studies	315	69.5	260	66.2	334	59.6

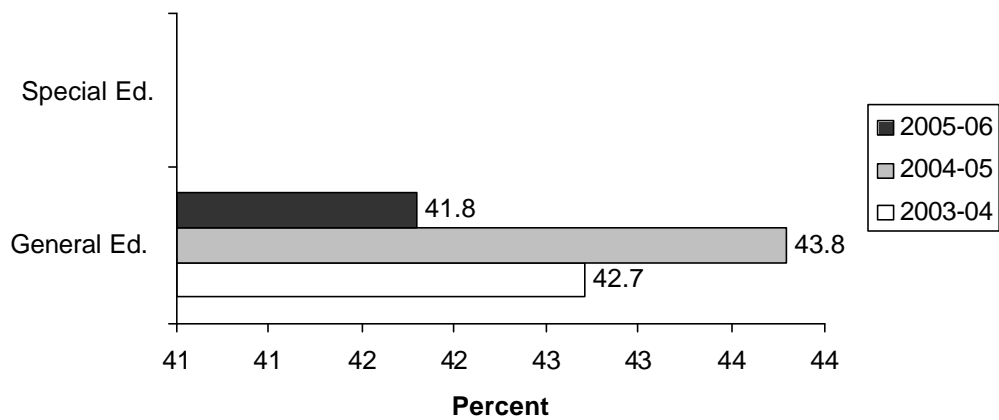
**Percent of 10<sup>th</sup> Grade General Education Students Passing Each Subtest**



### Mean Holistic Score for Composition



### Percent of 10th Grade Students Passing All Subtests



### Number of 10th Grade Special Education Students Attempting and Percent Passing Each Subtest

Subtest	2003-2004		2004-2005		2005-2006	
	# Taking	% Passing	# Taking	% Passing	# Taking	% Passing
Reading	4		2		5	80.0
Language Arts	4		2		6	16.7
Composition	4		3		5	40.0
Mathematics	4		2		6	33.3
Science	4		2		6	33.3
Social Studies	3		2		5	20.0

# *Sandia High*

## New Mexico High School Competency Examination: 2004-2006 Three-Year Summary

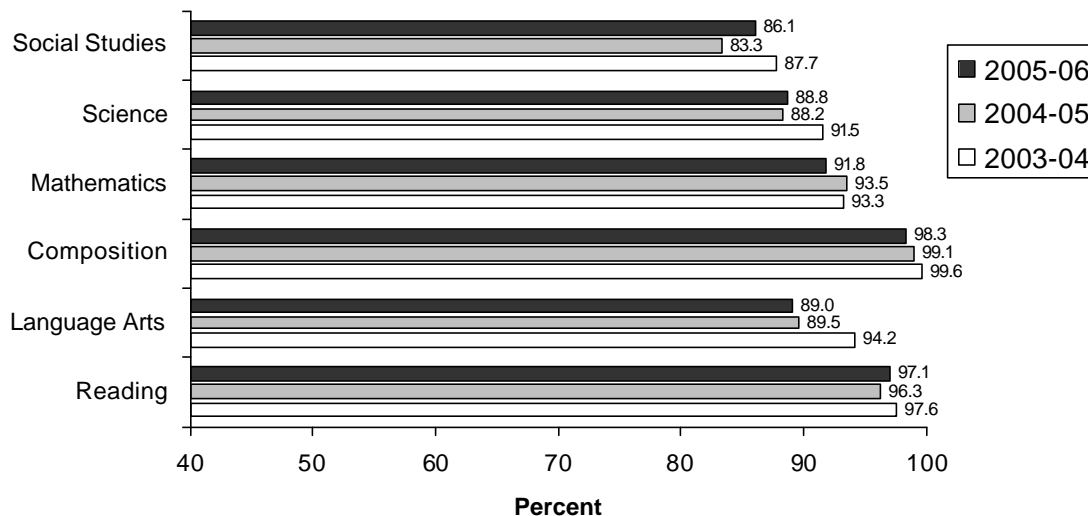
All students in New Mexico public schools must take and pass all six subtests of the High School Competency Examination in order to graduate. Students first take the examination in the 10<sup>th</sup> grade and may repeat annually any subtest that they fail. Students may repeat subtests up to five years after high school completion with a certificate. For the February 2001 exam, the passing score was raised from 150 to 175 for 10<sup>th</sup> graders and all first-time test takers.

The 10<sup>th</sup> grade scores for the past three years are summarized below. Scores for special education students reported here are only for those who took the standard administration, not an accommodated administration.

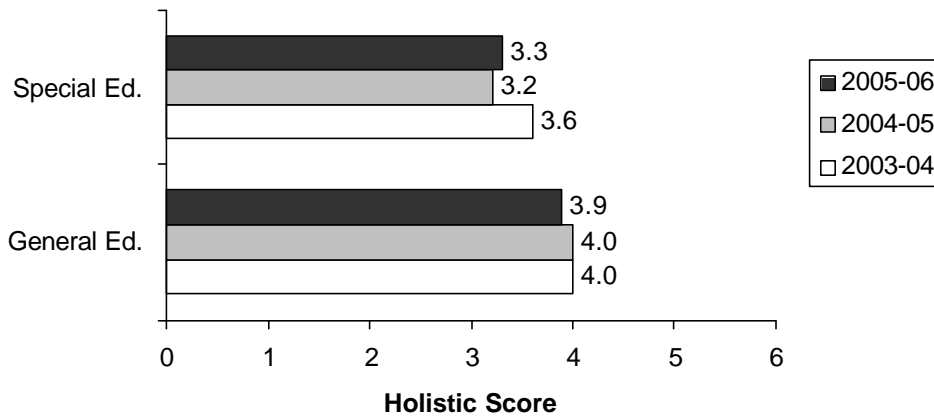
**Number of 10th Grade General Education Students Attempting  
and Percent Passing Each Subtest**

Subtest	2003-2004		2004-2005		2005-2006	
	# Taking	% Passing	# Taking	% Passing	# Taking	% Passing
Reading	449	97.6	458	96.3	478	97.1
Language Arts	449	94.2	459	89.5	483	89.0
Composition	449	99.6	457	99.1	474	98.3
Mathematics	448	93.3	459	93.5	478	91.8
Science	448	91.5	458	88.2	482	88.8
Social Studies	446	87.7	462	83.3	482	86.1

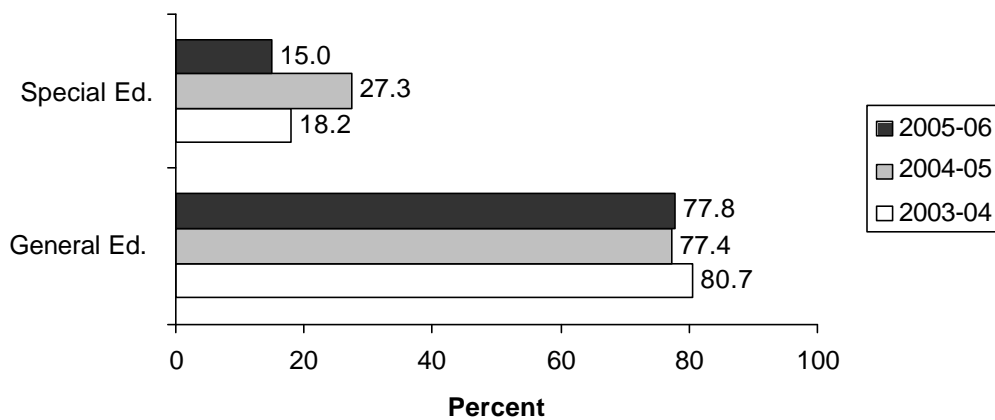
**Percent of 10<sup>th</sup> Grade General Education Students Passing Each Subtest**



### Mean Holistic Score for Composition



### Percent of 10th Grade Students Passing All Subtests



### Number of 10<sup>th</sup> Grade Special Education Students Attempting and Percent Passing Each Subtest

Subtest	2003-2004		2004-2005		2005-2006	
	# Taking	% Passing	# Taking	% Passing	# Taking	% Passing
Reading	11	63.6	71	69.0	24	62.5
Language Arts	11	54.5	71	45.1	25	32.0
Composition	11	100	70	98.6	20	90.0
Mathematics	11	27.3	72	51.4	24	37.5
Science	11	45.5	70	45.7	24	45.8
Social Studies	11	45.5	67	49.3	24	25.0

# *School on Wheels*

## New Mexico High School Competency Examination: 2004-2006 Three Summary

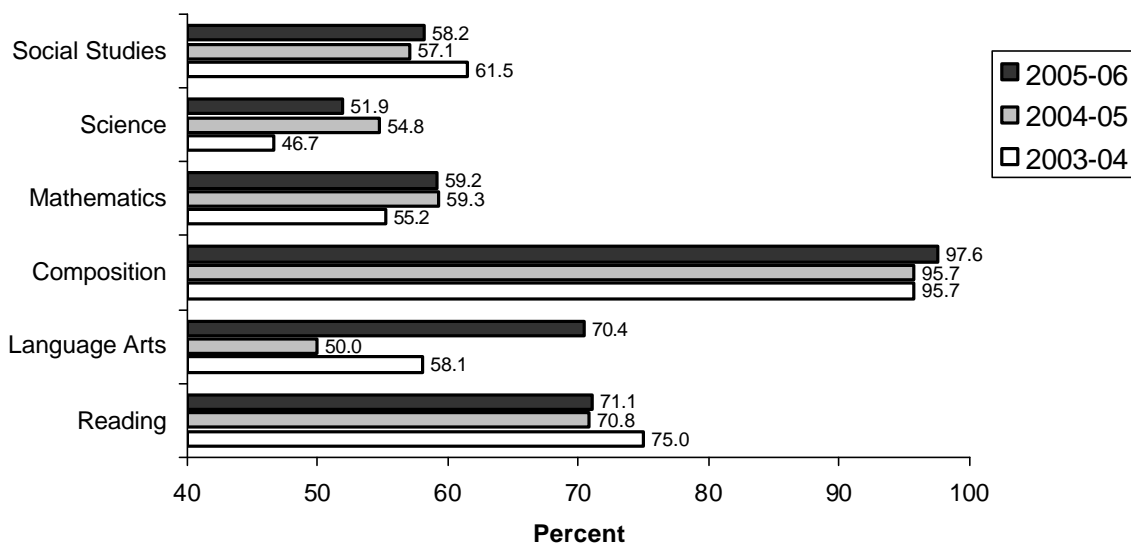
All students in New Mexico public schools must take and pass all six subtests of the High School Competency Examination in order to graduate. Students first take the examination in the 10<sup>th</sup> grade and may repeat annually any subtest that they fail. Students may repeat subtests up to five years after high school completion with a certificate. For the February 2001 exam, the passing score was raised from 150 to 175 for 10<sup>th</sup> graders and all first-time test takers.

The 10<sup>th</sup> grade scores for the past three years are summarized below. Scores for special education students reported here are only for those who took the standard administration, not an accommodated administration.

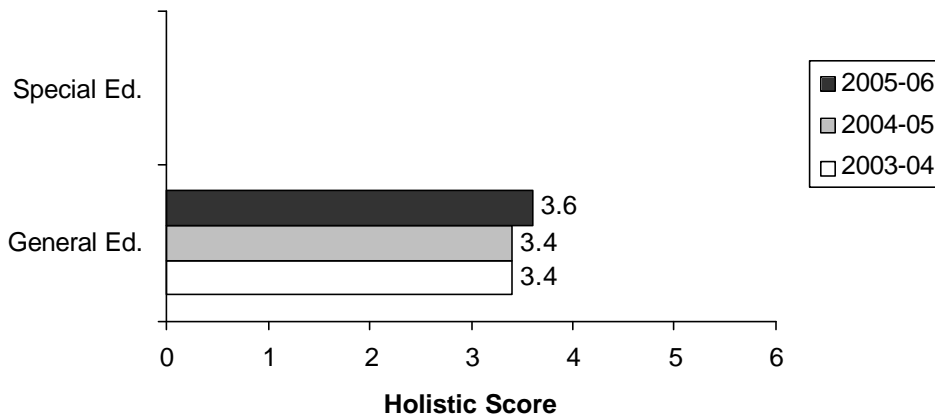
**Number of 10<sup>th</sup> Grade General Education Students Attempting  
and Percent Passing Each Subtest**

Subtest	2003-2004		2004-2005		2005-2006	
	# Taking	% Passing	# Taking	% Passing	# Taking	% Passing
Reading	28	75.0	24	70.8	45	71.1
Language Arts	31	58.1	26	50.0	54	70.4
Composition	23	95.7	23	95.7	42	97.6
Mathematics	29	55.2	27	59.3	49	59.2
Science	30	46.7	31	54.8	52	51.9
Social Studies	26	61.5	28	57.1	55	58.2

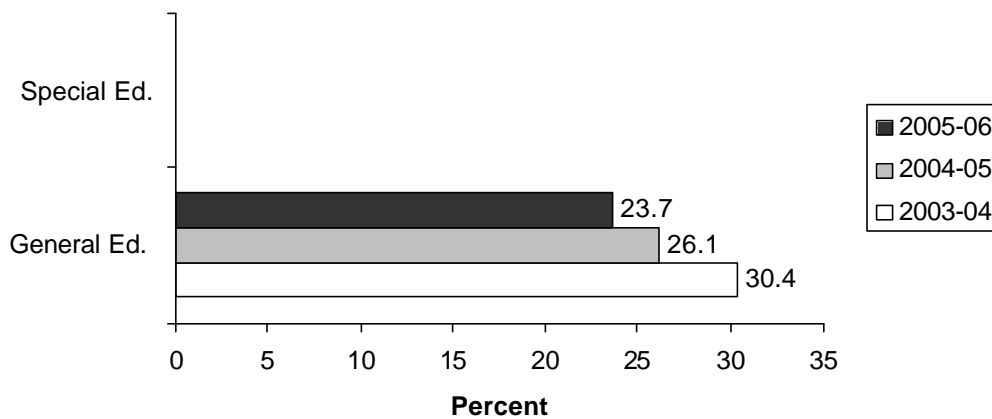
**Percent of 10<sup>th</sup> Grade General Education Students Passing Each Subtest**



### Mean Holistic Score for Composition



### Percent of 10th Grade Students Passing All Subtests



### Number of 10th Grade Special Education Students Attempting and Percent Passing Each Subtest

Subtest	2003-2004		2004-2005		2005-2006	
	# Taking	% Passing	# Taking	% Passing	# Taking	% Passing
Reading	0		3		3	
Language Arts	0		3		3	
Composition	0		2		3	
Mathematics	0		3		3	
Science	0		3		3	
Social Studies	0		3		3	

***Sierra Alternative***  
**New Mexico High School Competency Examination:**  
**2004-2006 Three-Year Summary**

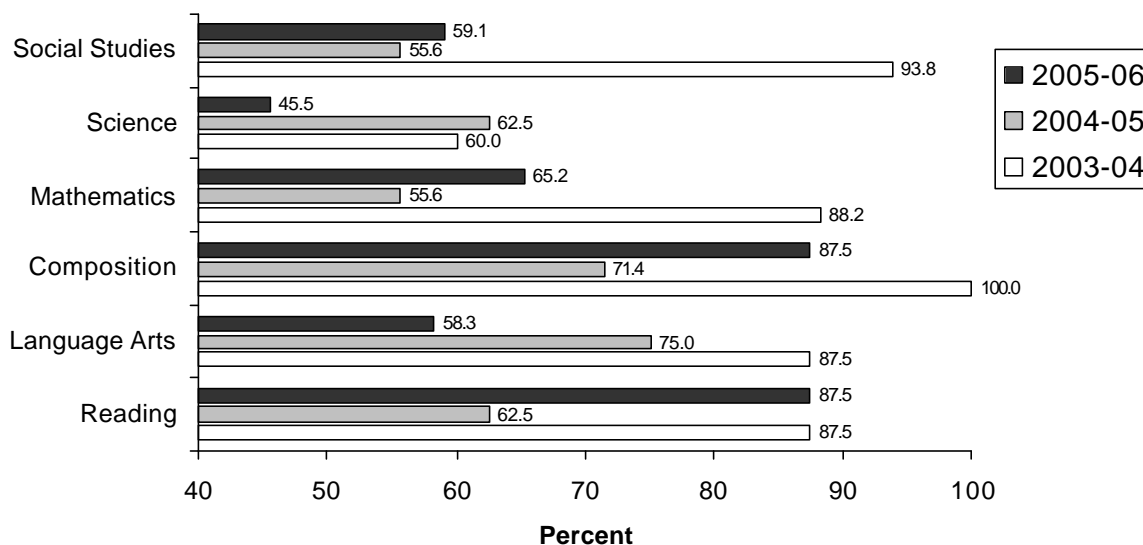
All students in New Mexico public schools must take and pass all six subtests of the High School Competency Examination in order to graduate. Students first take the examination in the 10<sup>th</sup> grade and may repeat annually any subtest that they fail. Students may repeat subtests up to five years after high school completion with a certificate. For the February 2001 exam, the passing score was raised from 150 to 175 for 10<sup>th</sup> graders and all first-time test takers.

The 10<sup>th</sup> grade scores for the past three years are summarized below. Scores for special education students reported here are only for those who took the standard administration, not an accommodated administration.

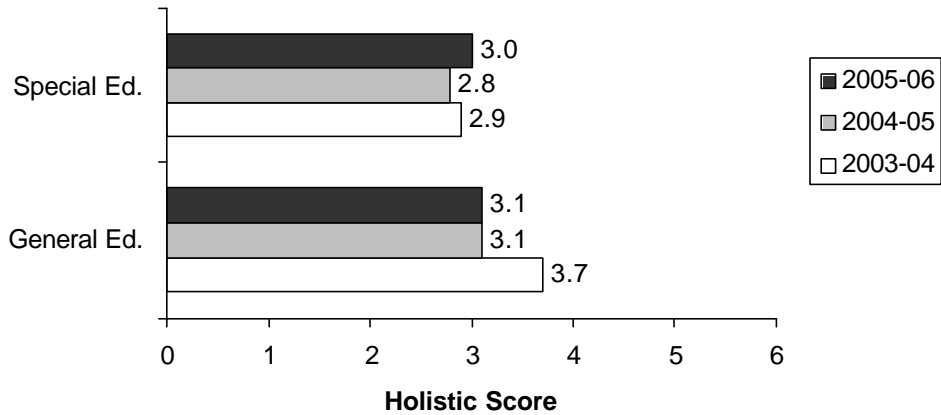
**Number of 10<sup>th</sup> Grade General Education Students Attempting  
and Percent Passing Each Subtest**

Subtest	2003-2004		2004-2005		2005-2006	
	# Taking	% Passing	# Taking	% Passing	# Taking	% Passing
Reading	16	87.5	8	62.5	24	87.5
Language Arts	16	87.5	8	75	24	58.3
Composition	15	100	7	71.4	24	87.5
Mathematics	17	88.2	9	55.6	23	65.2
Science	15	60.0	8	62.5	22	45.5
Social Studies	16	93.8	9	55.6	22	59.1

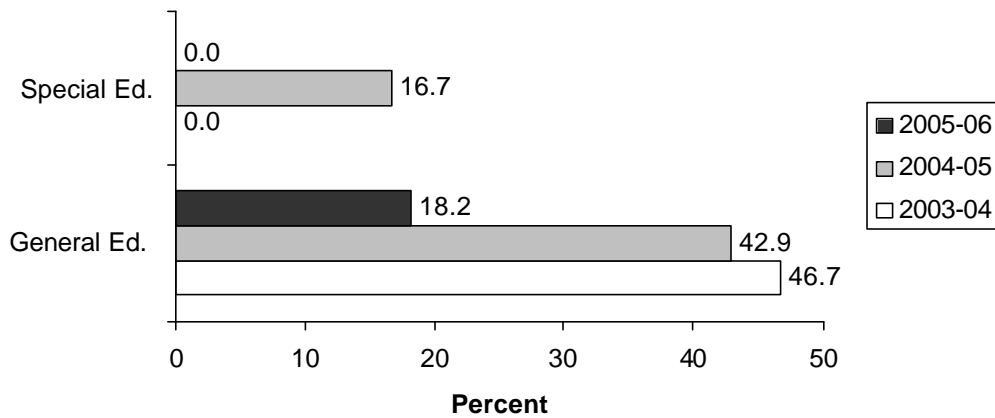
**Percent of 10<sup>th</sup> Grade General Education Students Passing Each Subtest**



### Mean Holistic Score for Composition



### Percent of 10th Grade Students Passing All Subtests



### Number of 10th Grade Special Education Students Attempting and Percent Passing Each Subtest

Subtest	2003-2004		2004-2005		2005-2006	
	# Taking	% Passing	# Taking	% Passing	# Taking	% Passing
Reading	14	57.1	8	87.5	9	44.4
Language Arts	16	31.3	9	44.4	11	9.1
Composition	15	80.0	7	71.4	9	88.9
Mathematics	14	50.0	9	22.2	9	0.0
Science	15	13.3	7	71.4	9	11.1
Social Studies	14	50.0	6	66.7	9	22.2

# *Valley High*

## New Mexico High School Competency Examination: 2004-2006 Three-Year Summary

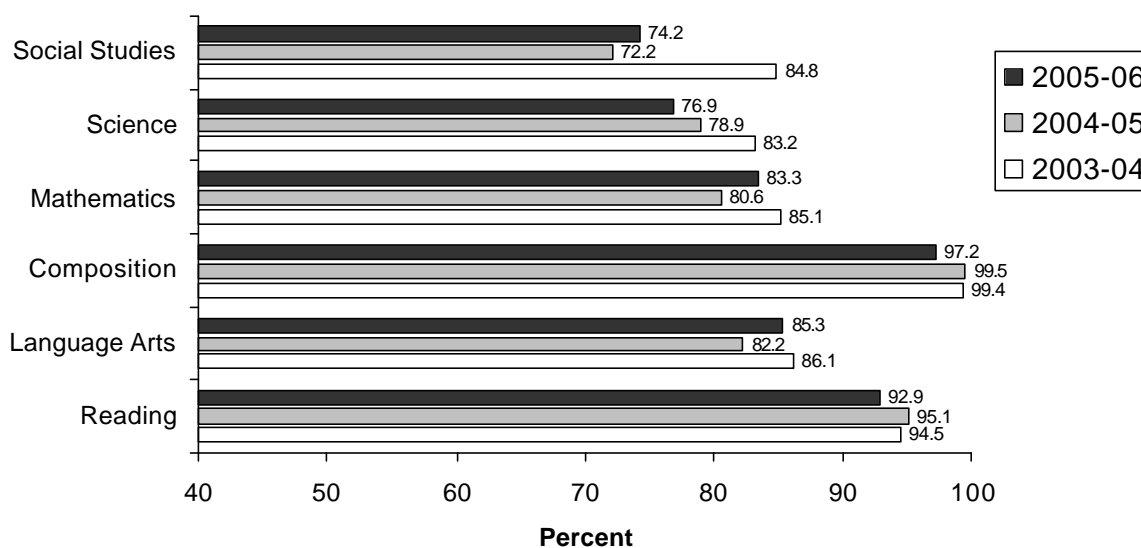
All students in New Mexico public schools must take and pass all six subtests of the High School Competency Examination in order to graduate. Students first take the examination in the 10<sup>th</sup> grade and may repeat annually any subtest that they fail. Students may repeat subtests up to five years after high school completion with a certificate. For the February 2001 exam, the passing score was raised from 150 to 175 for 10<sup>th</sup> graders and all first-time test takers.

The 10<sup>th</sup> grade scores for the past three years are summarized below. Scores for special education students reported here are only for those who took the standard administration, not an accommodated administration.

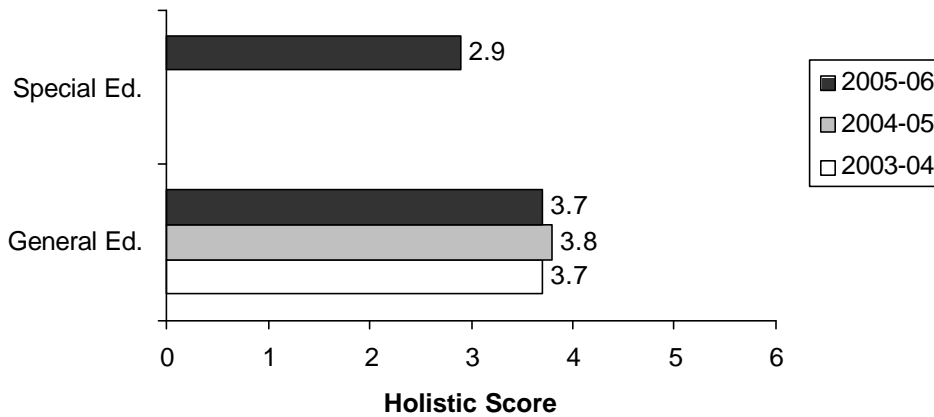
**Number of 10<sup>th</sup> Grade General Education Students Attempting  
and Percent Passing Each Subtest**

Subtest	2003-2004		2004-2005		2005-2006	
	# Taking	% Passing	# Taking	% Passing	# Taking	% Passing
Reading	365	94.5	429	95.1	364	92.9
Language Arts	368	86.1	433	82.2	373	85.3
Composition	360	99.4	428	99.5	360	97.2
Mathematics	369	85.1	439	80.6	378	83.3
Science	370	83.2	435	78.9	373	76.9
Social Studies	361	84.8	435	72.2	376	74.2

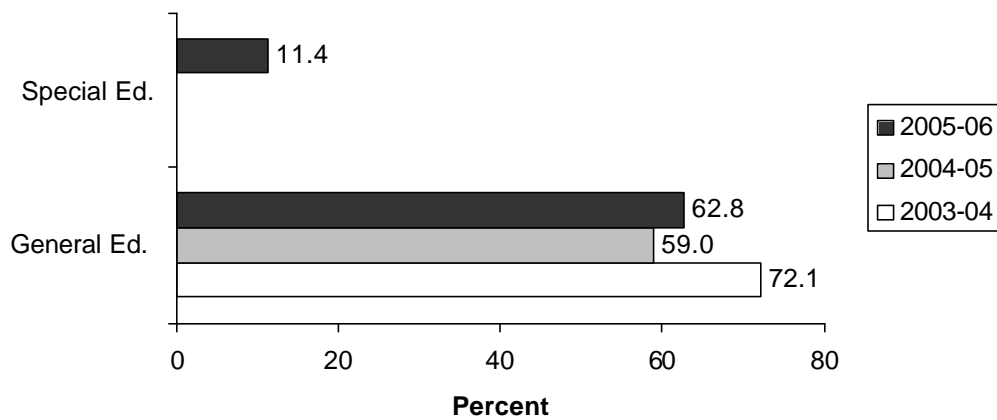
**Percent of 10th Grade General Education Students Passing Each Subtest**



### Mean Holistic Score for Composition



### Percent of 10th Grade Students Passing All Subtests



### Number of 10th Grade Special Education Students Attempting and Percent Passing Each Subtest

Subtest	2003-2004		2004-2005		2005-2006	
	# Taking	% Passing	# Taking	% Passing	# Taking	% Passing
Reading	0		0		53	64.2
Language Arts	0		0		56	21.4
Composition	0		0		47	87.2
Mathematics	0		0		52	34.6
Science	0		0		53	22.6
Social Studies	0		0		51	35.3

## ***West Mesa High***

### New Mexico High School Competency Examination: 2004-2006 Three Summary

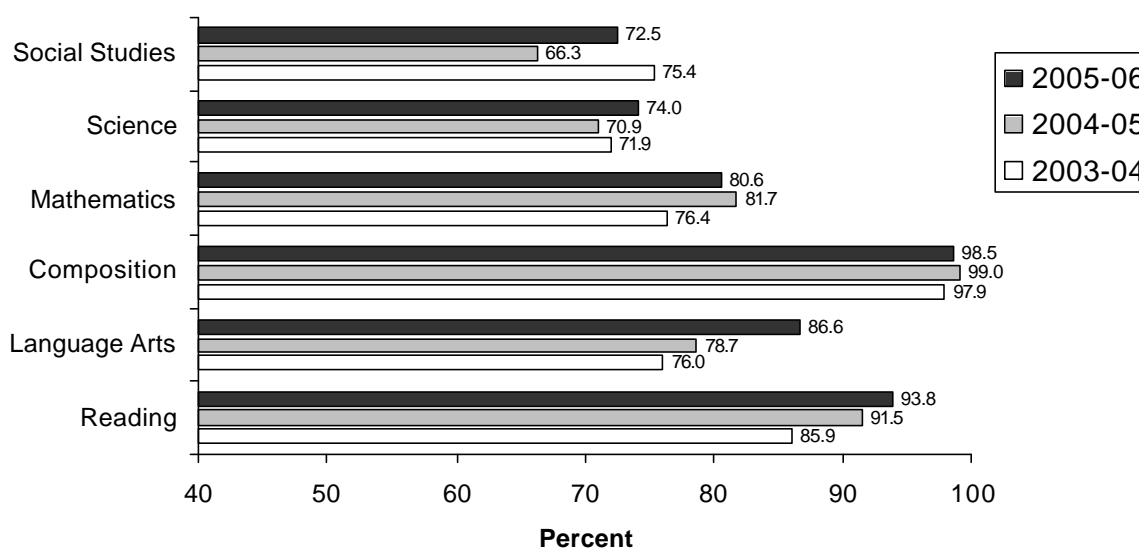
All students in New Mexico public schools must take and pass all six subtests of the High School Competency Examination in order to graduate. Students first take the examination in the 10<sup>th</sup> grade and may repeat annually any subtest that they fail. Students may repeat subtests up to five years after high school completion with a certificate. For the February 2001 exam, the passing score was raised from 150 to 175 for 10<sup>th</sup> graders and all first-time test takers.

The 10<sup>th</sup> grade scores for the past three years are summarized below. Scores for special education students reported here are only for those who took the standard administration, not an accommodated administration.

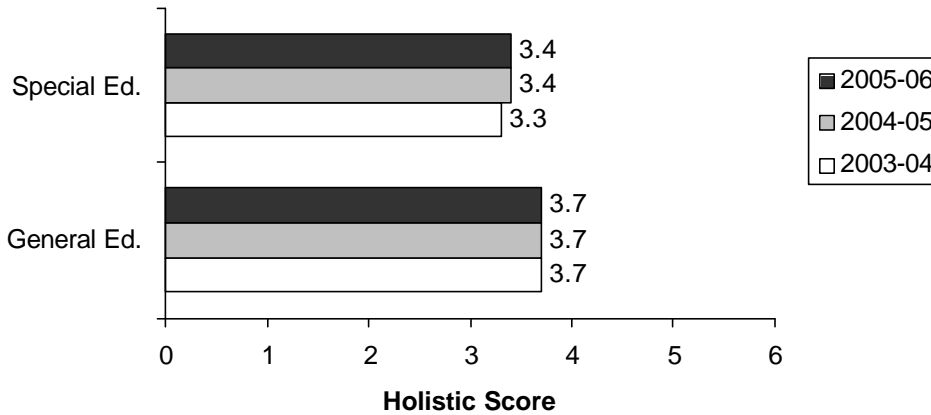
**Number of 10<sup>th</sup> Grade General Education Students Attempting  
and Percent Passing Each Subtest**

Subtest	2003-2004		2004-2005		2005-2006	
	# Taking	% Passing	# Taking	% Passing	# Taking	% Passing
Reading	498	85.9	414	91.5	386	93.8
Language Arts	500	76.0	417	78.7	389	86.6
Composition	483	97.9	401	99.0	395	98.5
Mathematics	501	76.4	420	81.7	386	80.6
Science	498	71.9	419	70.9	392	74.0
Social Studies	496	75.4	415	66.3	393	72.5

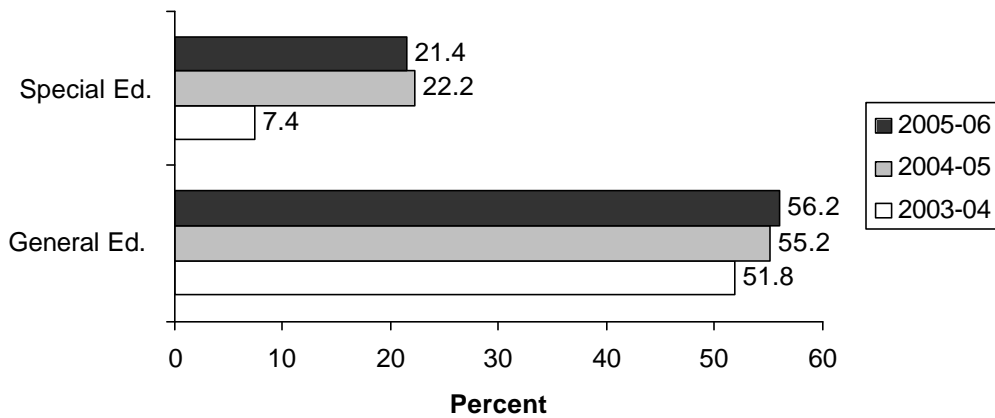
**Percent of 10<sup>th</sup> Grade General Education Students Passing Each Subtest**



### Mean Holistic Score for Composition



### Percent of 10th Grade Students Passing All Subtests



### Number of 10<sup>th</sup> Grade Special Education Students Attempting and Percent Passing Each Subtest

Subtest	2003-2004		2004-2005		2005-2006	
	# Taking	% Passing	# Taking	% Passing	# Taking	% Passing
Reading	28	42.9	14	71.4	14	78.6
Language Arts	28	32.1	13	46.2	15	40.0
Composition	28	85.7	11	90.9	15	100.0
Mathematics	28	53.6	12	50.0	15	26.7
Science	28	42.9	13	46.2	15	60.0
Social Studies	27	63.0	12	50.0	15	40.0

***District--White***  
**New Mexico High School Competency Examination:**  
**2004-2006 Three-Year Summary**

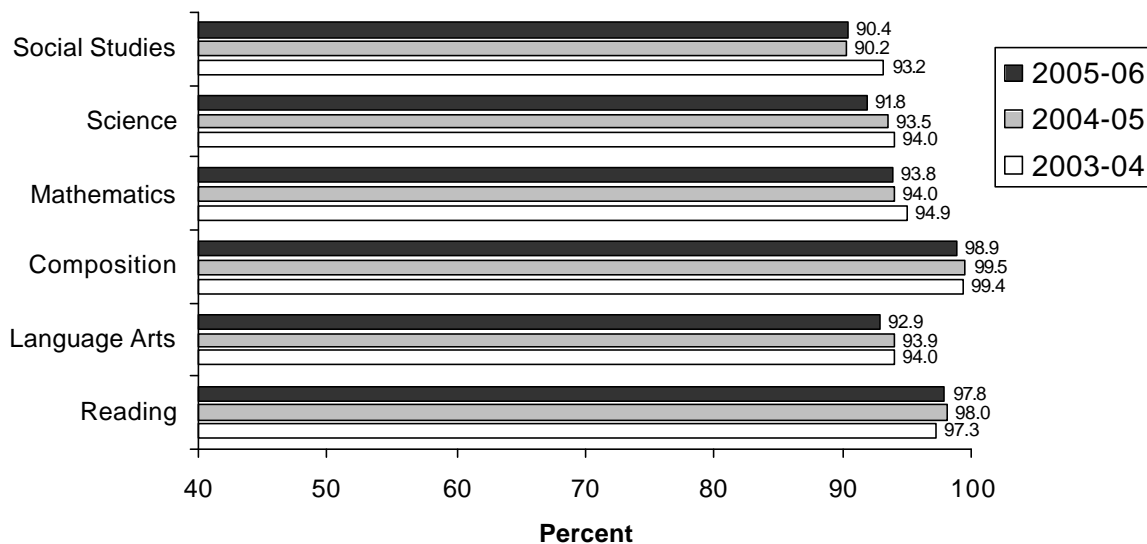
All students in New Mexico public schools must take and pass all six subtests of the High School Competency Examination in order to graduate. Students first take the examination in the 10th grade and may repeat annually any subtest that they fail. Students may repeat subtests up to five years after high school completion with a certificate. For the February 2001 examination, the passing score was raised from 150 to 175 for 10<sup>th</sup> graders and all first-time test takers.

The 10<sup>th</sup> grade scores of Whites who took the standard administration for the past three years are summarized below.

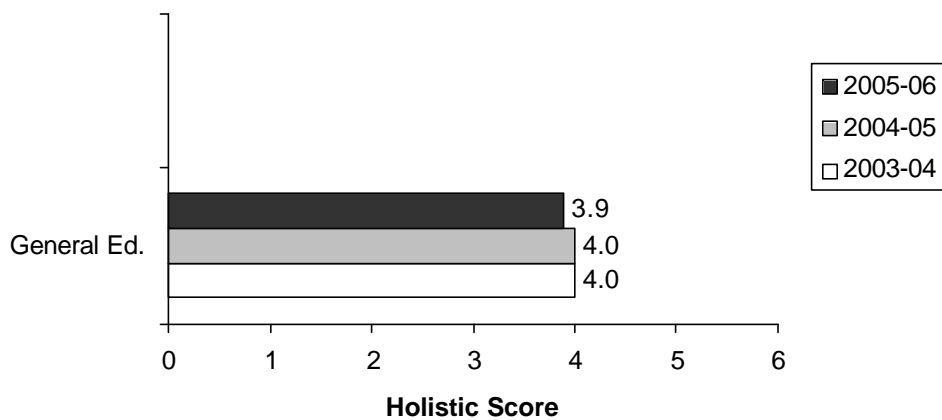
**Number of 10<sup>th</sup> Grade General Education White Students Attempting and Percent Passing Each Subtest**

Subtest	2003-2004		2004-2005		2005-06	
	# Taking	% Passing	# Taking	% Passing	# Taking	% Passing
Reading	1718	97.3	1893	98.0	1706	97.8
Language Arts	1720	94.0	1898	93.9	1716	92.9
Composition	1708	99.4	1890	99.5	1693	98.9
Mathematics	1718	94.9	1899	94.0	1711	93.8
Science	1718	94.0	1895	93.5	1714	91.8
Social Studies	1714	93.2	1894	90.2	1715	90.4

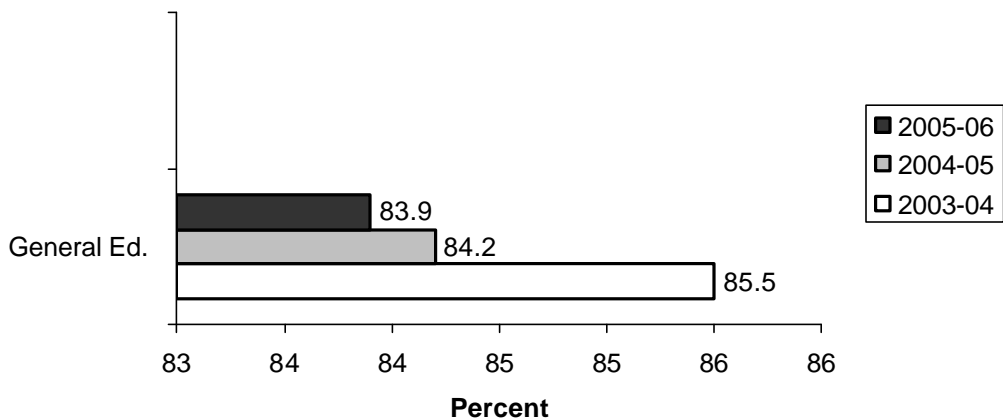
**Percent of 10<sup>th</sup> Grade General Education White Students Passing Each Subtest**



### Mean Holistic Score for Composition



### Percent of 10th Grade Students Passing All Subtests



***District--Hispanic***  
**New Mexico High School Competency Examination:**  
**2004-2006 Three-Year Summary**

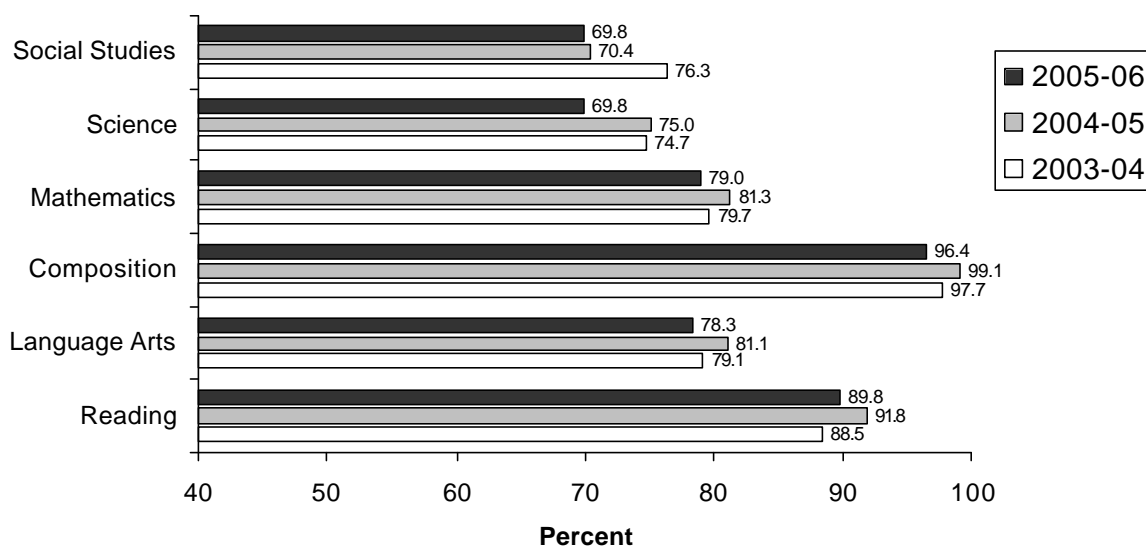
All students in New Mexico public schools must take and pass all six subtests of the High School Competency Examination in order to graduate. Students first take the examination in the 10<sup>th</sup> grade and may repeat annually any subtest that they fail. Students may repeat subtests up to five years after high school completion with a certificate. For the February 2001 examination, the passing score was raised from 150 to 175 for 10<sup>th</sup> graders and all first-time test takers.

The 10<sup>th</sup> grade scores of Hispanics who took the standard administration for the past three years are summarized below.

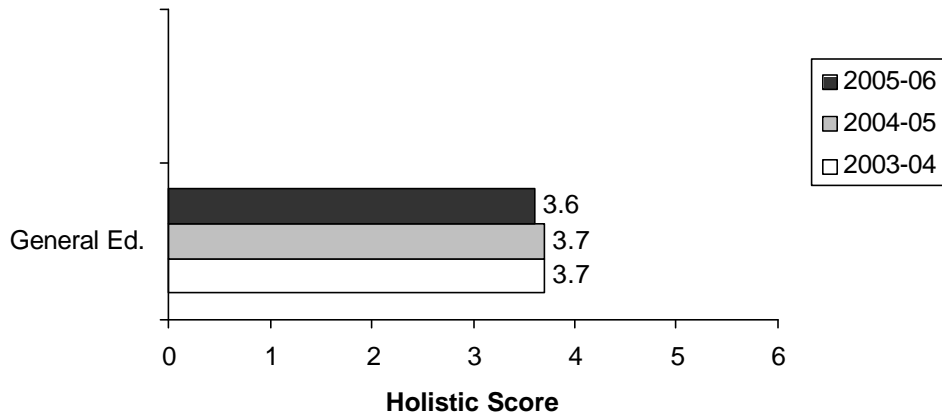
**Number of 10<sup>th</sup> Grade General Education Hispanic Students Attempting and Percent Passing Each Subtest**

Subtest	2003-2004		2004-2005		2005-06	
	# Taking	% Passing	# Taking	% Passing	# Taking	% Passing
Reading	2072	88.5	2125	91.8	2238	89.8
Language Arts	2093	79.1	2143	81.1	2258	78.3
Composition	2029	97.7	2097	99.1	2210	96.4
Mathematics	2088	79.7	2152	81.3	2256	79.0
Science	2087	74.7	2147	75.0	2264	69.8
Social Studies	2064	76.3	2143	70.4	2269	69.8

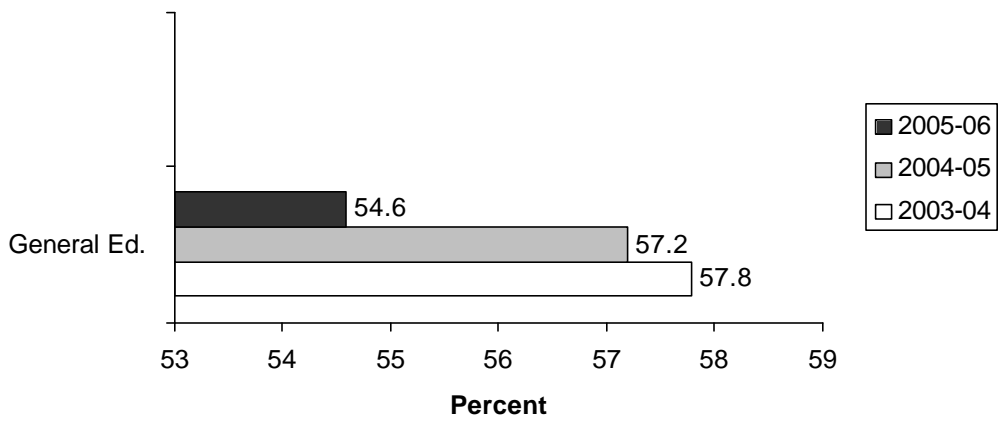
**Percent of 10<sup>th</sup> Grade General Education Hispanic Students Passing Each Subtest**



### Mean Holistic Score for Composition



### Percent of 10th Grade Students Passing All Subtests



***District--Black***  
**New Mexico High School Competency Examination:**  
**2004-2006 Three-Year Summary**

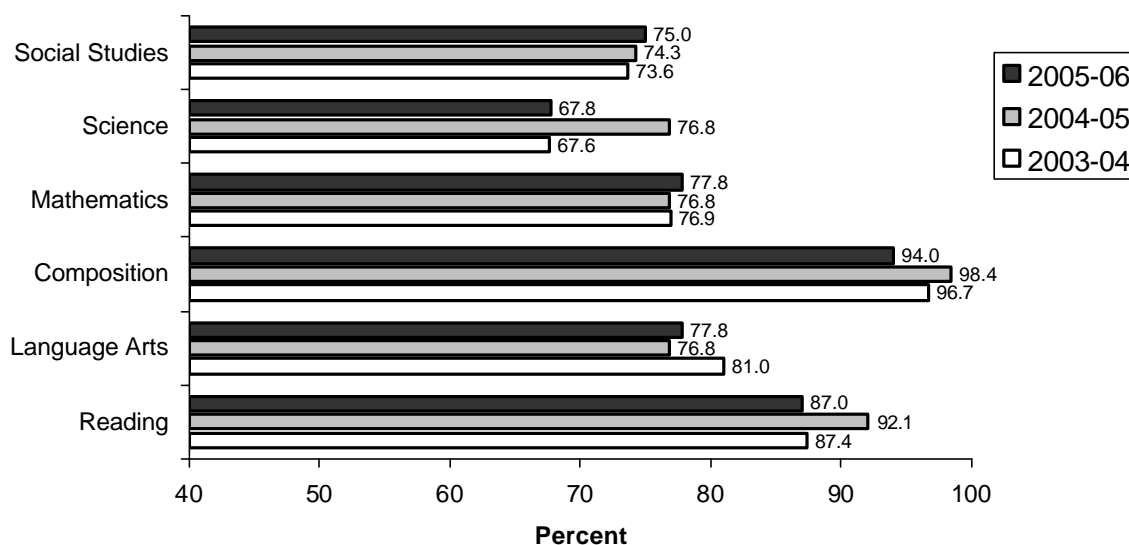
All students in New Mexico public schools must take and pass all six subtests of the High School Competency Examination in order to graduate. Students first take the examination in the 10th grade and may repeat annually any subtest that they fail. Students may repeat subtests up to five years after high school completion with a certificate. For the February 2001 examination, the passing score was raised from 150 to 175 for 10<sup>th</sup> graders and all first-time test takers.

The 10<sup>th</sup> grade scores of Blacks who took the standard administration for the past three years are summarized below.

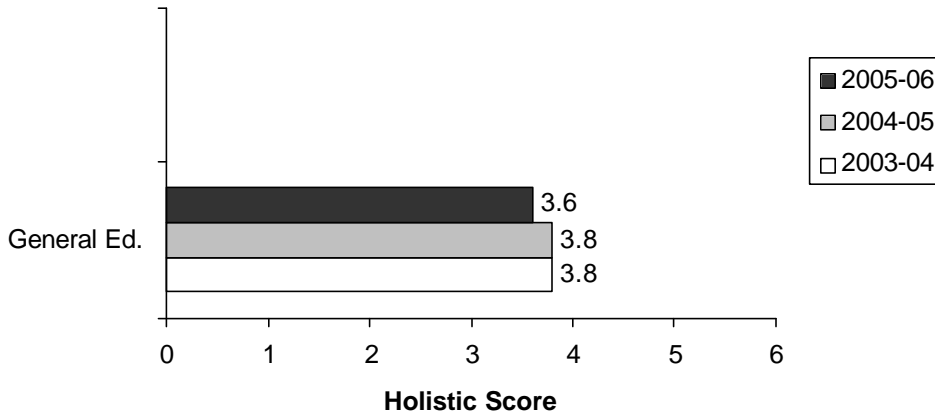
**Number of 10<sup>th</sup> Grade General Education Black Students Attempting and Percent Passing Each Subtest**

Subtest	2003-2004		2004-2005		2005-06	
	# Taking	% Passing	# Taking	% Passing	# Taking	% Passing
Reading	183	87.4	190	92.1	169	87.0
Language Arts	184	81.0	190	76.8	171	77.8
Composition	180	96.7	188	98.4	166	94.0
Mathematics	186	76.9	190	76.8	171	77.8
Science	185	67.6	190	76.8	171	67.8
Social Studies	182	73.6	191	74.3	168	75.0

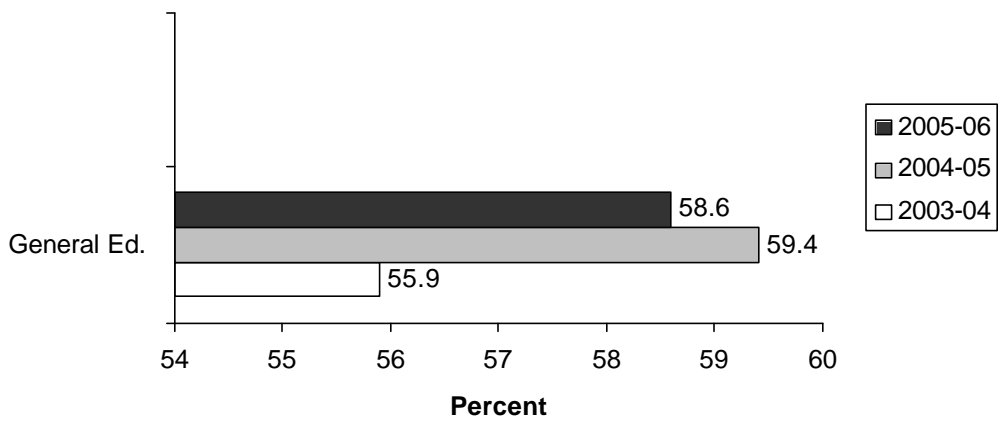
**Percent of 10<sup>th</sup> Grade General Education Black Students Passing Each Subtest**



### Mean Holistic Score for Composition



### Percent of 10th Grade Students Passing All Subtests



***District—Native American***  
**New Mexico High School Competency Examination:**  
**2004-2006 Three-Year Summary**

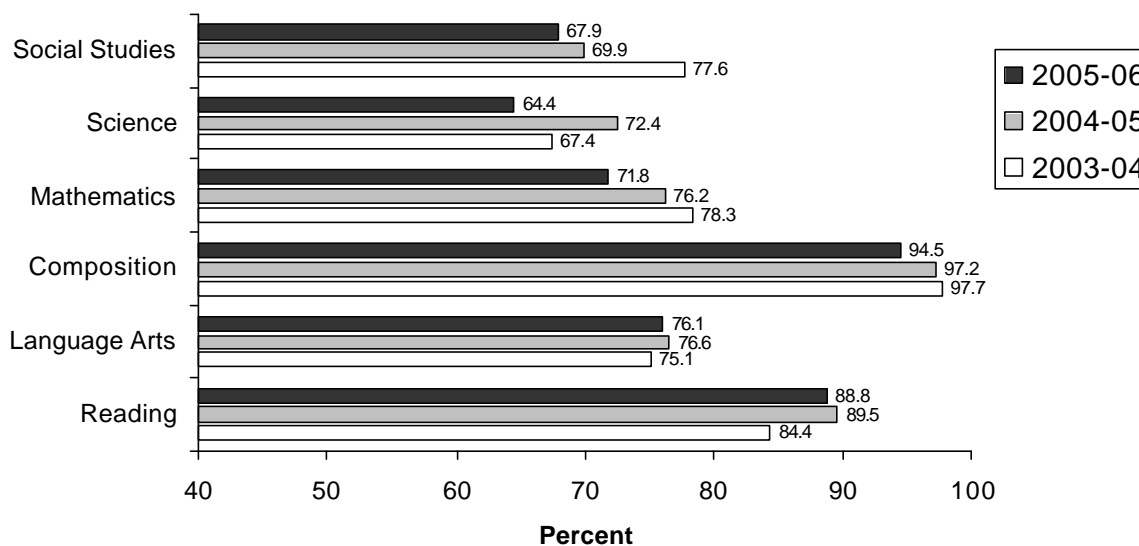
All students in New Mexico public schools must take and pass all six subtests of the High School Competency Examination in order to graduate. Students first take the examination in the 10th grade and may repeat annually any subtest that they fail. Students may repeat subtests up to five years after high school completion with a certificate. For the February 2001 examination, the passing score was raised from 150 to 175 for 10<sup>th</sup> graders and all first-time test takers.

The 10<sup>th</sup> grade scores of Native Americans who took the standard administration for the past three years are summarized below.

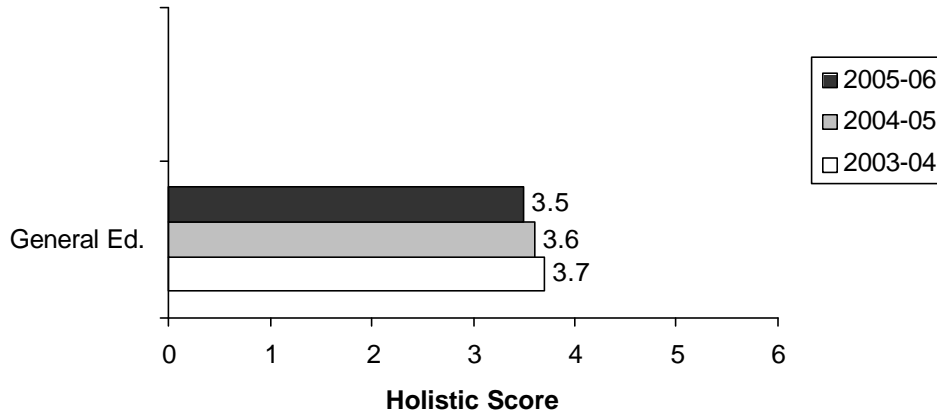
**Number of 10<sup>th</sup> Grade General Education Native American Students Attempting and Percent Passing Each Subtest**

Subtest	2003-2004		2004-2005		2005-06	
	# Taking	% Passing	# Taking	% Passing	# Taking	% Passing
Reading	218	84.4	220	89.5	206	88.8
Language Arts	221	75.1	222	76.6	209	76.1
Composition	215	97.7	216	97.2	199	94.5
Mathematics	221	78.3	223	76.2	209	71.8
Science	221	67.4	221	72.4	205	64.4
Social Studies	219	77.6	219	69.9	209	67.9

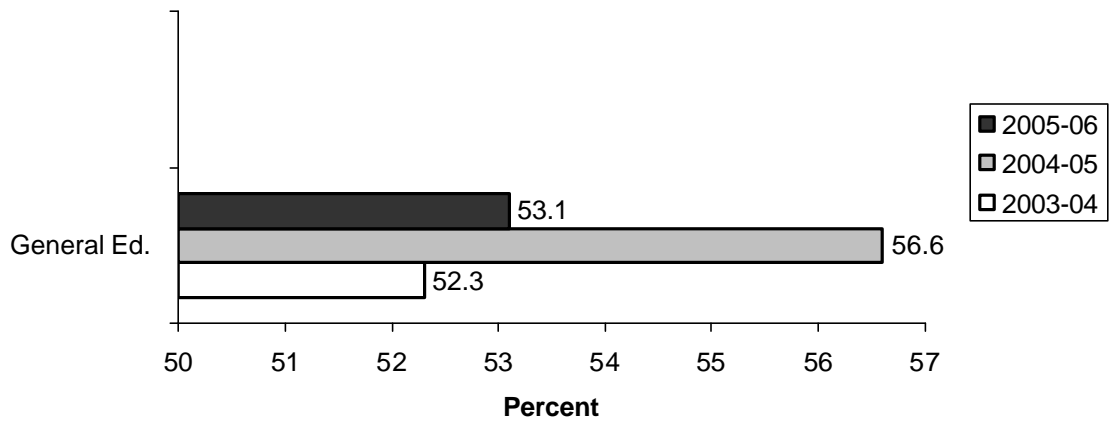
**Percent of 10<sup>th</sup> Grade General Education Native American Students Passing Each Subtest**



### Mean Holistic Score for Composition



### Percent of 10th Grade Students Passing All Subtests



***District—Asian***  
**New Mexico High School Competency Examination:**  
**2004-2006 Three-Year Summary**

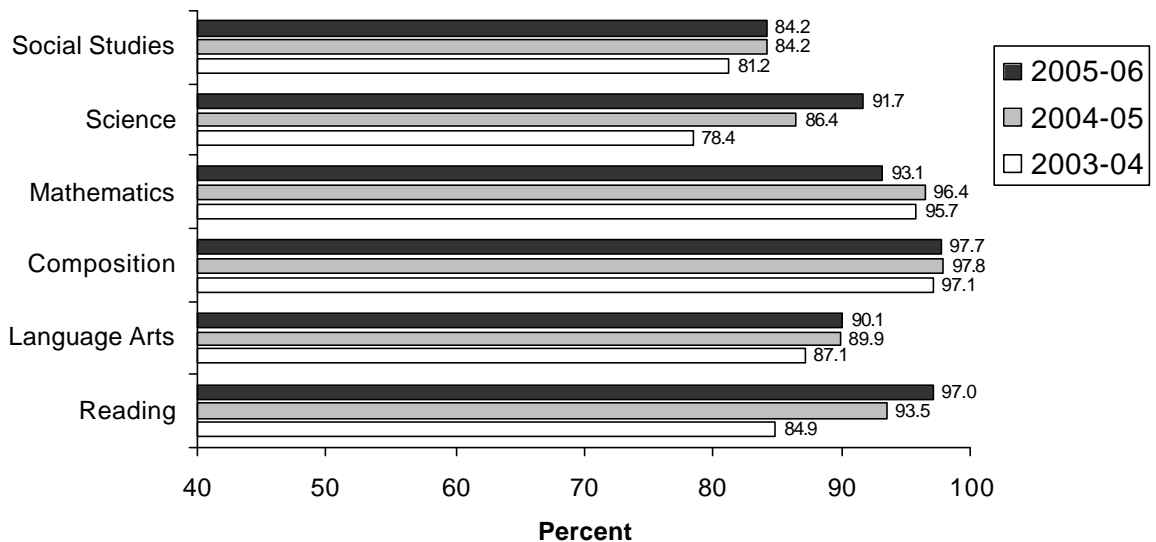
All students in New Mexico public schools must take and pass all six subtests of the High School Competency Examination in order to graduate. Students first take the examination in the 10th grade and may repeat annually any subtest that they fail. Students may repeat subtests up to five years after high school completion with a certificate. For the February 2001 examination, the passing score was raised from 150 to 175 for 10<sup>th</sup> graders and all first-time test takers.

The 10<sup>th</sup> grade scores of Asian who took the standard administration for the past three years are summarized below.

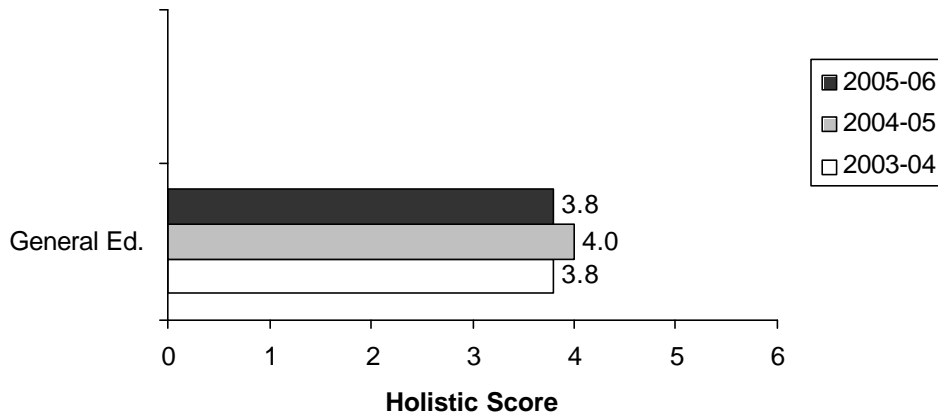
**Number of 10<sup>th</sup> Grade General Education Asian Students Attempting and Percent Passing Each Subtest**

Subtest	2003-2004		2004-2005		2005-06	
	# Taking	% Passing	# Taking	% Passing	# Taking	% Passing
Reading	139	84.9	139	93.5	132	97.0
Language Arts	139	87.1	139	89.9	131	90.1
Composition	136	97.1	139	97.8	129	97.7
Mathematics	139	95.7	139	96.4	130	93.1
Science	139	78.4	140	86.4	132	91.7
Social Studies	138	81.2	139	84.2	133	84.2

**Percent of 10th Grade General Education Asian Students Passing Each Subtest**



### Mean Holistic Score for Composition



### Percent of 10th Grade Students Passing All Subtests

